



136 North Monroe Street  
Waterloo, WI 53594  
Phone: (920) 478-3025  
Fax: (920) 478-2021  
www.waterloowi.us

**PUBLIC NOTICE OF A COMMITTEE MEETING OF THE  
CITY OF WATERLOO COMMON COUNCIL**

Pursuant to Section 19.84 Wisconsin Statutes, notice is hereby given to the public and news media, that a public meeting will be held to consider the following:

COMMITTEE: FINANCE, INSURANCE & PERSONNEL COMMITTEE  
DATE: November 19, 2020  
TIME: 6:00 p.m.  
LOCATION: Municipal Building Council Chamber, 136 N. Monroe Street  
via remote conference or in-person for participants and public

Remote Access Information

Join Zoom Meeting: <https://us02web.zoom.us/j/84601133514?pwd=YklnN0tEVjh1UGhvMUVJNzIUY3doQT09>  
Meeting ID: 846 0113 3514  
Passcode: 627121

Dial by your location  
+1 301 715 8592 US (Washington D.C.)  
+1 312 626 6799 US (Chicago)  
Meeting ID: 846 0113 3514  
Passcode: 627121

1. CALL TO ORDER AND ROLL CALL
2. APPROVAL OF PREVIOUSLY UNAPPROVED MEETING MINUTES
3. PUBLIC COMMENT
4. NEW BUSINESS
  - a. Review And Council Recommendation Of 2021 Insurance Renewal Policies, Paul Lessila, R&R Insurance Invited
  - b. October Financial Statements
    - i. General Disbursements, \$174,437.91
    - ii. Payroll, \$68,537.01
    - iii. Treasurer's Report & Budget Reports \*\*\*
  - c. Follow-up Personnel Review -- Clerk/Treasurer [NOTE: The body may convene in closed session per Wis Stat. 19.85(1)(c) "Considering employment, promotion, compensation or performance data of any public employee over which the governmental body has jurisdiction or exercises responsibility"] Upon completion of the closed session the body will reconvene in open session.
5. FUTURE AGENDA ITEMS AND ANNOUNCEMENTS
  - a. Review Of 2022 Budget Submittals

6. ADJOURNMENT

Mo Hansen  
Clerk/Treasurer

\*\*\*See Council Packet      \*\*\*\* Digital Version As Stand Alone Document On Webpage  
Committee Members: Thomas, Rhynes and Kuhl

Posted, Emailed & Distributed: 11/14/2020

PLEASE NOTE: It is possible that members of and possibly a quorum of members of other governmental bodies of the municipality may be in attendance at the above meeting(s) to gather information. No action will be taken by any governmental body other than that specifically noticed. Also, upon reasonable notice, efforts will be made to accommodate the needs of disabled individuals through appropriate aids and services. For additional information or to request such services please contact the clerk's office at the above location.

**CITY OF WATERLOO FINANCE, INSURANCE & PERSONNEL COMMITTEE: MEETING MINUTES**  
**October 22, 2020**

1. CALL TO ORDER AND ROLL CALL. Thomas called the meeting to order at 6:00 p.m. Members present Thomas, Kuhl & Rhynes. Absent: none. Those also participating remotely or in-person: Mayor Quimby; Library Director Mountford; Parks Coordinator Haberkorn; Police Chief Sorenson; and Clerk/Treasurer Hansen.
2. APPROVAL OF PREVIOUSLY UNAPPROVED MEETING MINUTES. MOTION: Moved by Kuhl, seconded by Rhynes to table the agenda item. VOICE VOTE: Motion carried.
3. PUBLIC COMMENT. None.
4. 2021-2022 BUDGET DELIBERATIONS – Please see Committee Budget Deliberation Sheet for a listing of all Committee actions including for this meeting.

MOTION: Moved by Kuhl, seconded by Kuhl recommend the budget to the Council. ROLL CALL VOTE: Motion carried unanimously.

5. NEW BUSINESS

- a. Police Department Body Cameras. MOTION: Moved by Rhynes, seconded by Kuhl to reallocate unspent funds within the Police Department budget to allow for the purchase of body cameras. ROLL CALL VOTE: Motion carried unanimously.
- b. Police Department Copier. MOTION: Moved by Rhynes, seconded by Kuhl to reallocate unspent funds within the Police Department budget to allow for the purchase of body cameras. ROLL CALL VOTE: Motion carried unanimously.
- c. Parks Department - Firemen's Park Pavilion Basement Repairs. MOTION: Moved by Rhynes, seconded by Kuhl to approve the estimate funding it out of contingency, unless the project is moved to 2021. ROLL CALL VOTE: Motion carried unanimously.

6. FUTURE AGENDA ITEMS AND ANNOUNCEMENTS

- a. Review Of Calendar Year Insurance Renewal Policies. Noted.
- b. Follow-up Personnel Review -- Clerk/Treasurer. Noted.

7. ADJOURNMENT. MOTION: Moved by Kuhl, seconded by Rhynes to adjourn. VOICE VOTE: Motion carried. The time was approximately 7:05 pm.



Mo Hansen  
Clerk/Treasurer

City of Waterloo  
Finance, Insurance Personnel Comm.  
2021-2022  
Budget Actions

| ID | Date    | Fund(s) | CT Actions  | Finance Committee Actions   | Made By | 2nd By | Outcome   | Notes                             |
|----|---------|---------|---|---|---------|--------|-----------|-----------------------------------|
| 1  | 9/10/20 | 220     |   | Set 200-52-5231-352 Training Maintenance from \$900 to \$0; (b) 200-52-5231-353 Storage Maintenance from \$200 to \$0; (c) 200-525231-354 from \$500 to \$0 | Kuhl    | Rhynes | Unanimous | CT needs to update miView         |
| 2  | 9/10/20 | 220     |   | Fund 2 FT positions (220-52-5224-110) striking request for 3rd. Fund PT (220-52-5224-124) at \$16k increasing fund balance applied (220-49-4930-000) by 8k  | Kuhl    | Rhynes | Unanimous | CT needs to dial in SS & benefits |
| 3  | 9/10/20 | 200     |   | Approve CATV Bd Fund as submitted   | Rhynes  | Kuhl   | Unanimous | CT needs to dial in SS & benefits |
| 4  | 9/10/20 | 600     |   | Approve CDA as submitted  | Kuhl    | Rhynes | Unanimous |                                   |
| 5  | 9/15/20 | 400     | Adams Street work scope increase, per Yerges changed 400-57-5701-802 from \$346,450 to \$811,624  | Approved by 10/5 committee action   | Kuhl    | Rhynes | Unanimous |                                   |
| 6  | 9/15/20 | 100     | Update shared revenue and expenditure restraint revenue based on 9/14 DOR notice from current year amount, \$461,777.98 to \$453,258.90   | Approved by 10/5 committee action   | Kuhl    | Rhynes | Unanimous |                                   |
| 7  | 9/17/20 | 812     |   | Approve Library Budget as submitted except reducing City contribution by 8k and reducing 812-55-5511-221 (Electric) by 8k                                   | Rhynes  | Kuhl   | Unanimous | CT needs to dial in SS & benefits |
| 8  | 9/17/20 | 225     |   | Approve Parks Budget operations, not capital, as submitted with reduction in 225-55-5510-222 Firemens Park Heat from \$4500 to \$4000                       | Kuhl    | Rhynes | Unanimous | CT needs to dial in SS & benefits |
| 9  | 9/30/20 | 100     | Move 9k from 100-51-5153-113 to 100-51-5153-234 aligning assessment expenditure   | Approved by 10/5 committee action   | Kuhl    | Rhynes | Unanimous |                                   |
| 10 | 9/30/20 | 100     | \$1048. Add new expenditures for PD Patrol for email accounts (100-52-5211-380)   | Approved by 10/5 committee action   | Kuhl    | Rhynes | Unanimous |                                   |
| 11 | 9/30/20 | 100     | \$688. Add new expenditures for PD Admin for email accounts (100-52-5230-380)   | Approved by 10/5 committee action   | Kuhl    | Rhynes | Unanimous |                                   |
| 12 | 9/30/20 | 100     | \$1,120. Add new expenditures for City Council email, backups, etc accounts (100-51-5142-380)   | Approved by 10/5 committee action   | Kuhl    | Rhynes | Unanimous |                                   |
| 13 | 9/30/20 | 100     | <del>\$364 Add new expenditures for Mayor email, backups, etc accounts (100-51-5141-380)</del>  | Approved by 10/5 committee action   | Kuhl    | Rhynes | Unanimous | duplicate                         |
| 14 | 9/30/20 | 100     | \$364 Add new expenditures for Mayor email, backups, etc accounts (100-51-5141-380)   | Approved by 10/5 committee action   | Kuhl    | Rhynes | Unanimous |                                   |
| 15 | 9/30/20 | 100     | \$364 Add new expenditures for DPW email, backups, etc accounts (100-53-5327-380)   | Approved by 10/5 committee action   | Kuhl    | Rhynes | Unanimous |                                   |
| 16 | 9/30/20 | 200     | \$364 Add new expenditures for CABLE TV email, backups, etc accounts (100-55-5560-380)  | Approved by 10/5 committee action   | Kuhl    | Rhynes | Unanimous |                                   |
| 17 | 9/30/20 | 225     | \$364 Add new expenditures for PARKS email, backups, etc accounts (100-55-5560-380)   | Approved by 10/5 committee action   | Kuhl    | Rhynes | Unanimous |                                   |
| 18 | 9/30/20 | 412     | \$437 Add new expenditures for TID2 email, backups, etc accounts (412-53-5310-380)  | Approved by 10/5 committee action   | Kuhl    | Rhynes | Unanimous |                                   |
| 19 | 9/30/20 | 400     | Correct submittal total and allocate project costs across the engineering and project line item Chad Y. submitted a revised of \$811,624; corrected to 400-53-5310-215 Eng/Contingency @ \$68,494 and 400-57-5701-802 Const @ \$684,494 | Approved by 10/5 committee action   | Kuhl    | Rhynes | Unanimous |                                   |
| 20 | 10/1/20 | 220     | Wes requests 4k upper for new radio programming and installation (220-52-5226-341)  | Approved by 10/5 committee action   | Kuhl    | Rhynes | Unanimous |                                   |
| 21 | 10/1/20 | 220     | Wes request removal of 1 portable radio and charger from the quote; reduction of \$3,274.32 (220-57-5701-800)   | Approved by 10/5 committee action   | Kuhl    | Rhynes | Unanimous |                                   |

City of Waterloo  
Finance, Insurance Personnel Comm.  
2021-2022  
Budget Actions

| ID | Date     | Fund(s)   | CT Actions  | Finance Committee Actions  | Made By | 2nd By | Outcome   | Notes                       |
|----|----------|-----------|---|--|---------|--------|-----------|-----------------------------|
| 22 | 10/1/20  | 220       | Wes request 5211-380 (computers) changed to \$3,000 from \$10,150   | Approved by 10/5 committee action  | Kuhl    | Rhynes | Unanimous |                             |
| 23 | 10/1/20  | 220       | Wes request 5211-381 (computer software) changed \$0 to \$5,300   | Approved by 10/5 committee action  | Kuhl    | Rhynes | Unanimous |                             |
| 24 | 10/1/20  | 220       | Wes request Engine 8 (220-52-5227-368 from \$7k to \$4k   | Approved by 10/5 committee action  | Kuhl    | Rhynes | Unanimous |                             |
| 25 | 10/1/20  | 220       | Wes request Ladder 3 (220-52-5227-361 from \$10,250 to \$13,250 for cost of ladder test   | Approved by 10/5 committee action  | Kuhl    | Rhynes | Unanimous |                             |
| 26 | 10/1/20  | 220       | West request Station Maint (220-52-5231-351 from \$17 k to 7k   | Approved by 10/5 committee action  | Kuhl    | Rhynes | Unanimous |                             |
| 27 | 10/1/20  |           | Wes request increase radios (220-52-5226-341) to \$12k for new radio installation and programming cost from 8k to 12k   | Approved by 10/5 committee action  | Kuhl    | Rhynes | Unanimous |                             |
| 28 | 10/5/20  | 225       | Per Finance Comm action amend requested 250k to 157k with match 7k for match for 203 East Madison St (225-57-5701-800) with only 7k corresponding upper in computer aid (225-43-4360-000); add DNR grant award revenue to 225-48-4800-000   | Approved by 10/5 committee action  | Thomas  | Kuhl   | Unanimous | less than Dept Head request |
| 29 | 10/1/20  | 100       | Correcting CT office compensation entry entry errors; resolved noting Tschanz 10,420 upper for ins opt-out  | Approved by 10/5 committee action  | Kuhl    | Rhynes | Unanimous |                             |
| 30 | 10/1/20  | 100       | Cleaning Contract update per new agreement for Non-PD side of building from 11k to \$9,600  | Approved by 10/5 committee action  | Kuhl    | Rhynes | Unanimous |                             |
| 31 | 10/1/20  | 225       | Cleaning Contract update per new agreement for WRT \$0 to \$1,200   | Approved by 10/5 committee action  | Kuhl    | Rhynes | Unanimous |                             |
| 32 | 10/1/20  | 414       | Update increment revenue with projected from \$22,007 to \$28,120   | Approved by 10/5 committee action  | Kuhl    | Rhynes | Unanimous |                             |
| 33 | 10/1/20  | 100       | Revise down computer program from 15k to \$10,224 to take into account InterQuest allocatin (100-51-5142-231)   | Approved by 10/5 committee action  | Kuhl    | Rhynes | Unanimous |                             |
| 34 | 10/2/20  | 100       | Revise 100-53-5360-290 Refuse Exp from 123,608 to 104,627.10 to align with 2.78% upper in contract and new vendor trash to recycling expense ratio  | Approved by 10/5 committee action  | Kuhl    | Rhynes | Unanimous |                             |
| 35 | 10/2/20  | 100       | Revise 100-53-5360-292 Recycling Exp from 48,132 to 69,751.40 to align with 2.78% upper in contract and new vendor trash to recycling expense ratio   | Approved by 10/5 committee action  | Kuhl    | Rhynes | Unanimous |                             |
| 36 | 9/22/20  | 100 & 400 | Revise 100-52-5250-341 from 45,000 to 4,500 for install, set-up maintenance; move capital purchase cost \$45,000 to 400-57-5701-823 Police  | Approved by 9/22 committee action  | Thomas  | Kuhl   | Unanimous |                             |
| 37 | 10/14/20 | 400       | Moved Police Chief's submittal for reservation of \$25k from 400-57-5701-817 to 400-57-5711-812   |  |         |        |           |                             |
| 38 | 9/22/20  | 100       | Amend PD gas & oil from \$18k to \$15k  | Approved by 9/22 committee action  | Thomas  | Rhynes | Unanimous |                             |
| 39 | 10/5/20  | 220       | Approve WFD budget with prior modifications   | Approved by 10/5 committee action  | Kuhl    | Rhynes | Unanimous |                             |
| 40 | 10/14/20 | 220       | Fire Chief request for moving \$2150 from 220-52-5224 (EMS member) to 220-52-5224-110 (FT) to create a 2% wage rate increase. Inserted by CT  |  |         |        |           |                             |
| 41 | 10/5/20  | multiple  | Move 200k from debt service to capital fund; raise overall property tax by 1.3% or \$23,??? from prior CT email; borrow for radios only   | Approved by 10/5 committee action  | Kuhl    | Rhynes | Unanimous |                             |
| 42 | 10/5/20  | 100       |   | Approved by 10/5 committee action; Increase Election Official wages to \$10 with a \$15 per hour shift increase for Chief Inspector; estimate 30% over original submittal for 2021 | Thomas  | Kuhl   | Unanimous |                             |
| 43 | 10/5/20  | 100       | DPW changes by 10/5 committee action; "810" \$1000 to \$500; "222" \$4000 to 3500; "5327-223" from 2600 to 2200; "5332-350" from 2500 to 2000; "5324-368" from 2000 to 1000; "5324-369" sweeper from 3000 to 2000; "5344-350 from 1000 to 5000  | DPW changes by 10/15 committee action  | Kuhl    | Rhynes | Unanimous |                             |
| 44 | 10/5/20  | 100       | 100-51-5141-811 Mayor capital from 1000 to zero   | Approved by 10/5 committee action  | Kuhl    | Rhynes | Unanimous |                             |
| 45 | 10/14/20 | 200       | updated estimated for WI Dept. of Revenue video service provider aid to \$8065.67 - 200-43-4363-000   | Approved by 10/15 committee action   | Kuhl    | Rhynes | Unanimous |                             |
| 46 | 10/14/20 | 100       | Revised Fund 100 revenue figures: 100-44-4432-000 plumbing permits from zero to \$2000 and 100-45-4513-000 parking violations to \$5k   | Approved by 10/15 committee action   | Kuhl    | Rhynes | Unanimous |                             |
| 47 | 10/14/20 | 100       | Revised fund 100 Expense figures CT health insurance 100-51-5153-192 to 55,655.34 (3 months overlap); assessment expense 100-51-5153-192 to \$250; assessment DOR charge to 1500; muni building contact maintenance increased to \$2200; employee bonds 100-51-5193-520 to \$78; PD Admin health insurance from \$57,888 to \$51,907.29; DPW health insurance to \$72,747 | Approved by 10/15 committee action   | Kuhl    | Rhynes | Unanimous |                             |

City of Waterloo  
Finance, Insurance Personnel Comm.  
2021-2022  
Budget Actions

| ID | Date     | Fund(s)        | CT Actions  | Finance Committee Actions          | Made By | 2nd By | Outcome   | Notes |
|----|----------|----------------|---|------------------------------------|---------|--------|-----------|-------|
| 48 | 10/14/20 | 200, 220 & 225 | Revised CT health insurance premium figures applying 2021 rates for CATV [from \$4,019 to \$4,697.40]; WFD [from \$41,291 to 29,331.36] and Parks [from \$20,006 to \$20839.32]   | Approved by 10/15 committee action | Kuhl    | Rhynes | Unanimous |       |
| 49 | 10/14/20 | 225            | Align parks debt service with actual not previously projected 225-59-5929-001 Transfer To Debt Service from 7400 to 1150  | Approved by 10/15 committee action | Kuhl    | Rhynes | Unanimous |       |
| 50 | 10/14/20 | 300            | Align TID #2 debt with actual new debt structure, +103,350; revise total interest and principle given new debt structure  | Approved by 10/15 committee action | Kuhl    | Rhynes | Unanimous |       |
| 51 | 10/14/20 | 400            | No squad sale therefore no squad revenue 400-48-4831-000 to zero; debt proceeds only for borrowing for radios to \$45,000   | Approved by 10/15 committee action | Kuhl    | Rhynes | Unanimous |       |
| 52 | 10/14/20 | 413            | Revised debt service to reflect new debt structure  | Approved by 10/15 committee action | Kuhl    | Rhynes | Unanimous |       |
| 53 | 10/14/20 | 812            | Revise Library Health Insurance Premium based on 2021 rates [from \$66,917 to \$71,010]   | Approved by 10/15 committee action | Kuhl    | Rhynes | Unanimous |       |
| 54 | 10/14/20 | 220            | Reduce Funds applied to 80k as radios funding by borrowing  | Approved by 10/15 committee action | Kuhl    | Rhynes | Unanimous |       |
| 55 | 10/15/20 | 400            | Relocate entry for assessment expense from reservation of dollars [400-57-5711-824] to budget year expense [400-57-5701-841] \$30,000 as 2021 is 2nd of two years for revaluation expense   | Approved by 10/15 committee action | Kuhl    | Rhynes | Unanimous |       |
| 56 | 10/15/20 | multiple       | Change application of and reservation of fund balances; zero our revenues and expenses for these line items with application and reservation recorded separately and noted as necessary fund balance outcomes. 100-49-4930-000 38,000 retiree health premiums; 220-57-5711-810 \$110,000 WFD future apparatus; 225-49-4924-000 25,000 future parks expenditure; 400-49-4934-000 capital fund \$200,000 road construction; 400-57-5711-812 future squad card \$25,000; 400-57-5711-813 \$50,000 future DPW equipment; 400-57-5711-820 future emergency siren | Approved by 10/15 committee action | Kuhl    | Rhynes | Unanimous |       |
| 57 | 10/15/20 | 225            | 225-57-5701-5701-800 changed corrected to \$150k reflecting committees earlier vote on Parks capital items  | Approved by 10/15 committee action | Kuhl    | Rhynes | Unanimous |       |
| 58 | 10/15/20 | 412            | 412-48-4800-000 increased to reflect projected Hawthorn & Stone payment in lieu of taxes, as much as \$139,188, estimated at \$50,000   | Approved by 10/15 committee action | Kuhl    | Rhynes | Unanimous |       |
| 59 | 10/15/20 | 400 & 100      | Move prior year tax levy (\$140,000) and some WisDOT General Transportation Aid (\$33,901) from Capital Fund to General Fund to bring General Fund into balance   | Approved by 10/15 committee action | Kuhl    | Rhynes | Unanimous |       |
| 60 | 10/15/20 | 412            | Fund 203 East Madison Street project from TID #2 Funds (dollar amount not stated)   | Approved by 10/15 committee action | Kuhl    | Rhynes | Unanimous |       |
| 61 | 10/20/20 | 225 & 400      | Delete existing reservation of dollars for 225 (amount \$25,000) changing it from a reservation to a transfer from Capital Fund to the Parks Fund   | Approved by 10/22 committee action | Kuhl    | Rhynes | Unanimous |       |
| 62 | 10/20/20 | 412            | Applying figures to approved item #60 (Funding 203 East Madison Street, TID portion). Fund balance applied of \$71,489 and corresponding expense of 412-57-5701-800.  | Approved by 10/22 committee action | Kuhl    | Rhynes | Unanimous |       |
| 63 | 10/20/20 | 100            | Adjusting down the Election Official expense accounting for shift increase rather than hourly rate for Chief Election Official decrease of \$100  | Approved by 10/22 committee action | Kuhl    | Rhynes | Unanimous |       |
| 64 | 10/20/20 | 100 & 400      | Given changes, adjustment to set \$23,713 in total TID-out tax levy increase per Committee motion. Move back \$18,149 in General Transportation Aids to Capital for the purposes of generating \$38,000 in expenditures greater than revenue covered by \$38k in General Fund balanc.   | Approved by 10/22 committee action | Kuhl    | Rhynes | Unanimous |       |
| 65 | 10/22/20 | 100, 400 & 412 | Amend the amount of Clerk/Treasurer's salary expensed to TID #2 from \$20,000 to \$25,000 [412-51-5142-110]. Increase TID #2 Fund Balance Applied by \$5,000 [Shown on Application of Applied Balance Worksheet]. Adjust General Fund Expenses by -\$5,000 [100-51-5142-110]. Adjust General Fund Revenue by -\$5,000 moving this sum back to the Capital Fund in the form of General Transportation Aid [from 100-43-4361-000 to 400-43-4353-000].   | Approved by 10/22 committee action | Kuhl    | Rhynes | Unanimous |       |
| 66 |          |                |   |                                    |         |        |           |       |

**CITY OF WATERLOO FINANCE, INSURANCE & PERSONNEL COMMITTEE: MEETING MINUTES**  
**October 15, 2020**

1. CALL TO ORDER AND ROLL CALL. Thomas called the meeting to order at 6:00 p.m. Members present Thomas, Kuhl & Rhynes. Absent: none. Those also participating remotely or in-person: Mayor Quimby; Parks Coordinator Haberkorn; Police Chief Sorenson; and Clerk/Treasurer Hansen.
2. APPROVAL OF PREVIOUSLY UNAPPROVED MEETING MINUTES. MOTION: Moved by Rhynes, seconded by Kuhl to table the agenda item. VOICE VOTE: Motion carried.
3. PUBLIC COMMENT. None.
4. NEW BUSINESS
  - a. Authorizing Veteran Park Masonry Improvements, Not To Exceed \$14,700, With Three Bids And Photos (Referred By The Public Works & Property Committee). MOTION: Moved by Rhynes, seconded by Kuhl to approve the item as stated. ROLL CALL VOTE: Motion carried unanimously.
  - b. Authorizing An Election Official Pay Rate Increase From \$7.73/hr. To \$10/hr. Applying Contingency Dollars For 2020 Expenditures. MOTION: Moved by Kuhl, seconded by Rhynes to recommend the increase to the City Council. ROLL CALL VOTE: Motion carried unanimously.
  - c. September Financial Statements. MOTION: Moved by Kuhl, seconded by Rhynes to recommend Council approval for 1-3 below. ROLL CALL VOTE: Motion carried unanimously.
    1. General Disbursements, \$97,733.22 \*\*\*
    2. Payroll, \$71,705.24 \*\*\*
    3. Treasurer's Report & Budget Reports \*\*\*
5. 2021-2022 BUDGET DELIBERATIONS – All Committee deliberation motions are as attached, including for this meeting.
6. FUTURE AGENDA ITEMS AND ANNOUNCEMENTS
  - a. Review Of Calendar Year Insurance Renewal Policies. Noted.
  - b. Follow-up Personnel Review -- Clerk/Treasurer. Noted.
7. ADJOURNMENT. MOTION: Moved by Kuhl, seconded by Rhynes to adjourn. VOICE VOTE: Motion carried. The time was approximately 7:15 pm.



Mo Hansen  
Clerk/Treasurer

**CITY OF WATERLOO FINANCE, INSURANCE & PERSONNEL COMMITTEE: MEETING MINUTES**  
**October 5, 2020**

1. CALL TO ORDER AND ROLL CALL. Thomas called the meeting to order at 6:00 p.m. Members present Thomas, Kuhl & Rhynes. Absent: none. Those also participating remotely or in-person: Mayor Quimby; Library Director Mountford; Fire Chief Benisch; Police Chief Sorenson; and Clerk/Treasurer Hansen.
2. PUBLIC COMMENT. None.
3. 2021-2022 BUDGET DELIBERATIONS – All Committee deliberation motions are as attached, including for this meeting.
4. FUTURE AGENDA ITEMS AND ANNOUNCEMENTS. None.
5. ADJOURNMENT. MOTION: Moved by Kuhl, seconded by Rhynes to adjourn. VOICE VOTE: Motion carried. The time was approximately 8:11 pm.



Mo Hansen  
Clerk/Treasurer

**THIS MEETING CANCELED AND RESCHEDULED FOR 10/5 AT 6 PM**



Mo Hansen  
Clerk/Treasurer



**CITY OF WATERLOO FINANCE, INSURANCE & PERSONNEL COMMITTEE: MEETING MINUTES**  
**September 22, 2020**

1. CALL TO ORDER AND ROLL CALL. Thomas called the meeting to order at 5:00 p.m. Members present Thomas, Kuhl & Rhynes. Absent: none. Those also participating remotely or in-person: Mayor Quimby; Public Works Director Yerges; Fire Chief Benisch; Police Chief Sorenson; and Clerk/Treasurer Hansen.
2. PUBLIC COMMENT
3. 2021-2022 BUDGET DELIBERATIONS – All Committee deliberation motions are as attached, including for this meeting.
4. FUTURE AGENDA ITEMS AND ANNOUNCEMENTS. None.
5. ADJOURNMENT. MOTION: Moved by Kuhl, seconded by Rhynes to adjourn. VOICE VOTE: Motion carried. The time was approximately 6:32 pm.



Mo Hansen  
Clerk/Treasurer

**CITY OF WATERLOO FINANCE, INSURANCE & PERSONNEL COMMITTEE: MEETING MINUTES**  
**September 17, 2020**

1. CALL TO ORDER AND ROLL CALL. Thomas called the meeting to order at 5:00 p.m. Members present Thomas, Kuhl & Rhynes. Absent: none. Those also participating remotely or in-person: Mayor Quimby; Ron Griffin; Library Director Kelli Mountford; Assistant Library Director Amanda Bruckner; Park Coordinator Haberkorn; Police Chief Sorenson; and Clerk/Treasurer Hansen.
2. PUBLIC COMMENT. None.
3. NEW BUSINESS
  - a. August Financial Statements. MOTION: Moved by Kuhl, seconded by Rhynes to approve items 1-3 recommending Council approval. ROLL CALL VOTE: Motion carried unanimously.
    1. General Disbursements, \$2,014,975.78 \*\*\*
    2. Payroll, \$108,405.85 \*\*\*
    3. Treasurer's Report & Budget Reports, \*\*\*
4. 2021-2022 BUDGET DELIBERATIONS – All Committee deliberation motions are as attached, including for this meeting.
  - a. Library
  - b. Parks
  - c. Other Department Deliberations
5. FUTURE AGENDA ITEMS AND ANNOUNCEMENTS. None.
6. ADJOURNMENT. MOTION: Moved by Rhynes, seconded by Kuhl to adjourn. VOICE VOTE: Motion carried. The time was approximately 6:37 pm.



Mo Hansen  
Clerk/Treasurer

**CITY OF WATERLOO FINANCE, INSURANCE & PERSONNEL COMMITTEE: MEETING MINUTES**  
**September 10, 2020**

1. CALL TO ORDER AND ROLL CALL. Thomas called the meeting to order at 5:30 p.m. Members present Thomas, Kuhl & Rhynes. Absent: none. Those also participating remotely or in-person: Mayor Quimby; Fire Chief Wes Benisch; Police Chief Sorenson; and Clerk/Treasurer Hansen.
2. PUBLIC COMMENT. None.
3. 2021-2022 BUDGET DELIBERATIONS – All Committee deliberation motions are as attached, including for this meeting.
4. FUTURE AGENDA ITEMS AND ANNOUNCEMENTS. None.
5. ADJOURNMENT. MOTION: Moved by Rhynes, seconded by Kuhl to adjourn. VOICE VOTE: Motion carried. The time was approximately 7:45 pm.



Mo Hansen  
Clerk/Treasurer

**CITY OF WATERLOO FINANCE, INSURANCE & PERSONNEL COMMITTEE: MEETING MINUTES**  
**August 20, 2020**

1. CALL TO ORDER AND ROLL CALL. Thomas called the meeting to order at 6:00 p.m. Members present Thomas and Kuhl. Absent: Rhynes. Those also participating remotely or in-person: Mayor Quimby; Library Director Mountford; Fire Chief Wes Benisch; Police Chief Sorenson; and Clerk/Treasurer Hansen.
2. PUBLIC COMMENT. None.
3. MEETING MINUTES APPROVAL – Prior unapproved minutes. MOTION: Moved by Kuhl, seconded by Thomas to table minutes approvals. VOICE VOTE: Motion carried.
4. PUBLIC COMMENT. None.
5. UNFINISHED BUSINESS
  - a. Purchasing And Procurement Policy Changes – Draft 3. MOTION: Moved to exempt both the Utility and the Library from this policy document. VOICE VOTE: Motion carried.
  - b. 2021-2022 BUDGET DELIBERATIONS – All Committee deliberation motions are as attached, including for this meeting.
6. NEW BUSINESS
  - a. July Financial Statements. MOTION: Moved by Kuhl, seconded by Thomas to recommend Council approval of the statements. ROLL CALL VOTE: Motion carried unanimously with Rhynes absent.
    - i. General Disbursements, \$395,510.82 \*\*\*\*\*
    - ii. Payroll, \$102,992.30 \*\*\*\*\*
    - iii. Treasurer's Report & Budget Reports \*\*\*\*\*
7. FUTURE AGENDA ITEMS AND ANNOUNCEMENTS
  - a. Scheduled 2021-2022 Budget Meetings. Noted.
    - i. 9/10/2020, 5:30 pm (Fire/EMS)
    - ii. 9/17/2020, 5 pm (Library & Parks)
    - iii. 9/22/2020, 6pm (Police & Public Works)
8. ADJOURNMENT. MOTION: Moved by Kuhl, seconded by Thomas to adjourn. VOICE VOTE: Motion carried. The time was approximately 6:45 pm.



Mo Hansen  
Clerk/Treasurer

**CITY OF WATERLOO FINANCE, INSURANCE & PERSONNEL COMMITTEE: MEETING MINUTES**  
**August 13, 2020**

1. CALL TO ORDER AND ROLL CALL. Thomas called the meeting to order at 6:30 p.m. Members present Thomas, Kuhl & Rhynes. Absent: none. Those also participating remotely or in-person: Police Chief Sorenson; Library Director Mountford; and Clerk/Treasurer Hansen.
2. PUBLIC COMMENT. None.
3. UNFINISHED BUSINESS
  - a. 2021-2022 BUDGET DELIBERATIONS – All Committee deliberation motions are as attached, including for this meeting.
4. FUTURE AGENDA ITEMS AND ANNOUNCEMENTS. None.
5. ADJOURNMENT. MOTION: Moved by Kuhl, seconded by Rhynes to adjourn. VOICE VOTE: Motion carried. The time was approximately 7:38 pm.



Mo Hansen  
Clerk/Treasurer

**CITY OF WATERLOO FINANCE, INSURANCE & PERSONNEL COMMITTEE: MEETING MINUTES**  
**July 16, 2020**

1. CALL TO ORDER AND ROLL CALL. Thomas called the meeting to order at 6:30 p.m. Members present Thomas, Kuhl & Rhynes. Absent: none. Those also participating remotely or in-person: Police Chief Sorenson; Library Director Mountford; and Clerk/Treasurer Hansen.
2. MEETING MINUTES APPROVAL – Prior unapproved minutes. MOTION: Moved by Rhynes, seconded by Thomas to approve the June 18<sup>th</sup> and July 9<sup>th</sup> meeting minutes. VOICE VOTE: Motion carried.
3. PUBLIC COMMENT. None.
4. UNFINISHED BUSINESS
  - a. Purchasing And Procurement Policy Changes – Draft 3. DISCUSSION: A discussion was held on including or not including the utility. No action taken.
5. NEW BUSINESS
  - a. Police Department Administrative Assistant, Transition Staffing. MOTION: Moved by Rhynes, seconded by Kuhl to recommend approval of hiring the Assistant. VOICE VOTE: Motion carried.
  - b. June Financial Statements. MOTION: Moved by Kuhl, seconded by Rhynes to recommend Council approval of 1-3. ROLL CALL VOTE: Motion carried unanimously.
    - i. General Disbursements - \$601,699.48 \*\*\*\*\*
    - ii. Payroll – \$78,482.79 \*\*\*\*\*
    - iii. Treasurer’s Report & Budget Reports \*\*\*\*\*
  - c. 2020-2021 Budget. DISCUSSION: It was noted that budget parameters would be distributed by July 31. No action taken.
  - d. 2020 Clerk/Treasurer Follow-up Evaluation. MOTION: Moved by Kuhl, seconded by Rhynes to convene to closed session. [NOTE: The body convened in closed session per Wis Stat. 19.85(1)(c) “Considering employment, promotion, compensation or performance data of any public employee over which the governmental body has jurisdiction or exercises responsibility”] Upon completion of the closed session the body will reconvene in open session.
6. FUTURE AGENDA ITEMS AND ANNOUNCEMENTS. None.
7. ADJOURNMENT. MOTION: Moved by Kuhl, seconded by Rhynes to adjourn. VOICE VOTE: Motion carried. The time was approximately 6:45 pm.



Mo Hansen  
Clerk/Treasurer



**Paul Lessila**  
N14 W23900 Stone Ridge Drive  
Waukesha, WI 53188  
262.442.2559  
Paul.Lessila@rrins.com

# Insurance Proposal Presented To:

**City of Waterloo**

**Policy Term:**

**January 1, 2021 to January 1, 2022**

An **Assurex** Global Partner

# City of Waterloo

1/1/2021 to 1/1/2022

## Table of Contents

- Premium Comparison
- Proposal
- Auto Schedule
- Statement of values



Insured Name: City of Waterloo

Paul Lessila / Karlie Davis  
 Effective: 1/1/2021-1/1/2022

## Premium Comparison

| Company<br>Year                        | Prior Year              | Current Year - By Companies Quoting |                   |              |
|--|-------------------------|-------------------------------------|-------------------|--------------|
|  | <u>LWMMI</u><br>2020    | <u>LWMMI</u><br>2021                | Difference        |              |
| <b>Coverages</b>                       |                         |                                     |                   |              |
| General Liability                      | \$14,862.00             | \$14,862.00                         | \$0.00            | 0.0%         |
| Police Prof Liability                  | \$5,807.00              | \$5,807.00                          | \$0.00            | 0.0%         |
| Public Officials Liability             | \$7,306.00              | \$7,306.00                          | \$0.00            | 0.0%         |
| Auto Liability                         | \$7,748.00              | \$8,025.00                          | \$277.00          | 3.6%         |
| Auto Physical Damage                   | \$17,200.00             | \$22,089.00                         | \$4,889.00        | 28.4%        |
| <b>Package Total</b>                   | <b>\$52,923.00</b>      | <b>\$58,089.00</b>                  | <b>\$5,166.00</b> | <b>9.8%</b>  |
| Property                               | \$22,096.00 <i>MPIC</i> | \$25,662.00 <i>MPIC</i>             | \$3,566.00        | 16.1%        |
| Equipment Breakdown                    | \$3,286.00 <i>MPIC</i>  | \$3,934.00 <i>MPIC</i>              | \$648.00          | 19.7%        |
| Crime                                  | \$535.00 <i>Hanover</i> | \$535.00 <i>Hanover</i>             | \$0.00            | 0.0%         |
| <b>Other Coverages Subtotal</b>        | <b>\$25,917.00</b>      | <b>\$30,131.00</b>                  | <b>\$4,214.00</b> | <b>16.3%</b> |
| Workers Compensation                   | \$35,727.00             | \$34,226.00                         | -\$1,501.00       | -4.2%        |
| <b>Estimated Premium</b>               | <b>\$114,567.00</b>     | <b>\$122,446.00</b>                 | <b>\$7,879.00</b> | <b>6.9%</b>  |
| <b>Exposure changes</b>                |                         |                                     |                   |              |
|  | <u>2020</u>             | <u>2021</u>                         | <u>Difference</u> |              |
| <b>Package Changes</b>                 |                         |                                     |                   |              |
| Number of Vehicle                      | 28                      | 29                                  | 1                 | 3.6%         |
| Total Vehicle Values                   | \$3,271,377             | \$4,078,887                         | 807,510           | 24.7%        |
| <b>Property (See Additional Page)</b>  |                         |                                     |                   |              |
| <b>Work Comp (See additional page)</b> |                         |                                     |                   |              |

Insured Name: City of Waterloo

# Workers' Compensation Comparison

Effective Date: 1/1/2021-1/1/2022

| Code                 | Classification  | 2020             |                  | 2020  |                 | 2021             |          | 2021            |               | Exposure | Rate  | Difference      | % Rate | Premium | Difference |
|----------------------|---|------------------|------------------|-------|-----------------|------------------|----------|-----------------|---------------|----------|-------|-----------------|--------|---------|------------|
|                      |   | Payroll          | Exposure         | Rate  | Premium         | Payroll          | Exposure | Rate            | Premium       |          |       |                 |        |         |            |
| 7520                 | Waterworks Operation  | 122,400          | 122,400          | 3.76  | 4,602           | 120,000          | 3.74     | 4,488           | (2,400)       | -0.02    | -0.5% | (114)           |        |         |            |
| 7539                 | Electric Power Company  | 193,800          | 193,800          | 1.60  | 3,101           | 268,000          | 1.59     | 4,261           | 74,200        | -0.01    | -0.6% | 1,160           |        |         |            |
| 7704                 | Fire Dept Non-Volunteer   | 109,140          | 109,140          | 3.73  | 4,071           | 107,000          | 3.70     | 3,959           | (2,140)       | -0.03    | -0.8% | (112)           |        |         |            |
| 7709                 | Fire Department - Volunteer<br><i>Flat Charge based on Population</i> | 4,851            | 4,851            |       | 2,943           | 4,500            |          | 2,802           |               |          |       | (141)           |        |         |            |
| 7710                 | Civil Defense Workers   | 20,000           | 20,000           | 4.11  | 822             | 20,537           | 4.02     | 826             | 537           | -0.09    | -2.2% | 4               |        |         |            |
| 7720                 | Police Officers   | 513,060          | 513,060          | 2.85  | 14,622          | 503,000          | 3.17     | 15,945          | (10,060)      | 0.32     | 11.2% | 1,323           |        |         |            |
| 8810                 | Clerical Office   | 519,140          | 519,140          | 0.19  | 986             | 512,188          | 0.19     | 973             | (6,952)       | 0.00     | 0.0%  | (13)            |        |         |            |
| 9412                 | Municipal Operations-Cty/Town   | 403,920          | 403,920          | 3.78  | 15,268          | 423,582          | 3.61     | 15,291          | 19,662        | -0.17    | -4.5% | 23              |        |         |            |
| <b>Totals</b>        |   | <b>1,886,311</b> | <b>1,886,311</b> |       | <b>46,415</b>   | <b>1,958,807</b> |          | <b>48,545</b>   | <b>72,847</b> |          |       | <b>2,130</b>    |        |         |            |
|                      | Experience Mod  |                  |                  | 0.82  | (8,355)         |                  | 0.75     | (12,136)        |               | -0.07    |       | (3,781)         |        |         |            |
|                      | Premium Discount  |                  |                  | 6.75% | (2,553)         |                  | 6.6%     | (2,403)         |               | -0.15%   |       | 150             |        |         |            |
|                      | Expense Constant  |                  |                  |       | 220             |                  |          | 220             |               |          |       | 0               |        |         |            |
|                      | Terrorism Coverage  |                  |                  | 0.00  | 0               |                  | 0.00     | 0               |               |          |       | 0               |        |         |            |
| <b>Total Premium</b> |   |                  |                  |       | <b>\$35,727</b> |                  |          | <b>\$34,226</b> |               |          |       | <b>-\$1,501</b> |        |         |            |

| Insured Name: City of Waterloo   | <b>Property Comparison</b>        |                                     |                   |            |
|--|-----------------------------------|-------------------------------------|-------------------|------------|
| Effective date: 1/1/2021-1/1/2022  |                                   |                                     |                   |            |
|  | Prior Year<br><b>MPIC</b><br>2020 | Current Year<br><b>MPIC</b><br>2021 | Difference        |            |
| <b>Building, BPP, PITO</b>   |                                   |                                     |                   |            |
| Premium  | \$20,637.00                       | \$23,927.00                         | \$3,290.00        | 16%        |
| Coverage Limit   | 49,375,080                        | 49,666,383                          | \$291,303.00      | 1%         |
| Rate   | \$0.0418                          | \$0.0482                            | \$0.01            | 15%        |
| Deductible   | \$10,000.00                       | \$10,000.00                         | \$0.00            | 0%         |
| <b>Contractor's Equipment</b>  |                                   |                                     |                   |            |
| Premium  | \$1,459.00                        | \$1,490.00                          | \$31.00           | 2%         |
| Coverage Limit   | 760,147                           | 709,620                             | -\$50,527.00      | -7%        |
| Rate   | \$0.192                           | \$0.21                              | \$0.02            | 9%         |
| Deductible   | \$1,000.00                        | \$1,000.00                          | \$0.00            | 0%         |
| <b>Bridges</b>   |                                   |                                     |                   |            |
| Premium  |                                   | \$245.00                            | \$245.00          | 0%         |
| Coverage Limit   |                                   | 426,807                             | \$426,807.00      | 0%         |
| Rate   |                                   | \$0.0574                            |                   |            |
| Deductible   |                                   | \$10,000.00                         |                   |            |
| <b>Equipment Breakdown</b>   |                                   |                                     |                   |            |
| Premium  | \$3,286.00                        | \$3,934.00                          | \$648.00          | 20%        |
| Coverage Limit   | 49,378,080                        | 49,666,383                          | \$288,303.00      | 1%         |
| Rate   | \$0.007                           | \$0.008                             | \$0.00            | 19%        |
| Deductible   | \$1,000.00                        | \$1,000.00                          | \$0.00            | 0%         |
| <b>Property Total</b>  | <b>\$25,382.00</b>                | <b>\$29,596.00</b>                  | <b>\$4,214.00</b> | <b>17%</b> |
| <b>NOTES:</b>  |                                   |                                     |                   |            |
| Credit applied for total exclusion of the concrete TIV at \$7,466,501  |                                   |                                     |                   |            |
| \$1,000 Deductible for all buildings, contents, & PITO \$3,756,719 located at 900 Industrial Lane (Fire station) |                                   |                                     |                   |            |

# Proposal Contents

## SECTION 1 Proposal

- A. Coverage/Limits Summary
- B. Cost Comparison

## SECTION 2 Coverage Summary

- A. Coverage Enhancements
- B. Coverage Summary

## SECTION 3 Local Plan Representation

- A. Local Plan Representatives

## SECTION 4 New Services

- A. Human Resources

## SECTION 4 Program Participation

- A. Current LWMMI Plan Participants

*This proposal is intended to be only a summary of coverages and services. For specific details on coverage terms and conditions, please refer to the insurance coverage documents or talk to an authorized LWMMI Agent .*

# Section 1: Proposal

## Coverage / Limits Summary

| Coverage Provided by League of Wisconsin Municipalities Mutual Insurance   | Limit of Liability             |
|--|--------------------------------|
| General Liability (No Terrorism, Mold or Fungi Exclusions)   | \$5,000,000                    |
| Law Enforcement Liability  | \$2,500 Deductible \$5,000,000 |
| Premises Medical Payments  | \$10,000                       |
| Public Officials Liability   | \$2,500 Deductible \$5,000,000 |
| <i>Sewer &amp; Water Systems Backup Extended Coverage (\$100,000 per occurrence, \$300,000 aggregate) can be added for population x \$1.75</i> |                                |
| Automobile Liability   | \$5,000,000                    |
| Automobile:  |                                |
| Comprehensive deductible   | \$500                          |
| Collision deductible   | \$500                          |
| Automobile Medical Payments  | \$10,000                       |
| Uninsured/Underinsured Motorist  | Statutory                      |
| Damage to Premises Rented to You   | \$250,000                      |
| Workers Compensation Part A Benefits (Including "Terrorism")   | Statutory                      |
| Part B Employers Liability   | \$2,000,000                    |

The LWMMI Program offers a single limit of liability, combining General Liability, Law Enforcement, Public Officials Liability, and Auto Liability in one policy:

- No Aggregates
- No Claims Made Triggers
- No Deductibles

# Section 1: Proposal

## Coverage / Limits Summary, continued

| Coverage  | Limit        | Deductible | (company name)           |
|---|--------------|------------|--------------------------|
| <b>Property</b>   |              |            | <b>MPIC</b>              |
| Buildings, Personal Property & Property<br>in the open  | \$49,666,383 | \$10,000   |                          |
| Contractor's Equipment  | \$709,620    | \$1,000    |                          |
| Equipment Breakdown   | \$49,666,383 | \$1,000    |                          |
| Bridges   | \$426,807    | \$10,000   |                          |
| \$1,000 Deductible for all buildings,<br>contents & PITO located at 900<br>Industrial Lane – Fire Station |              |            |                          |
| <b>Comprehensive Crime Coverage</b>   |              |            |                          |
| Employee Theft – Per Loss<br><i>(Includes Faithful Performance)</i>                                       | \$100,000    | \$500      | <b>Hanover Insurance</b> |
| Forgery or Alteration   | \$50,000     | \$500      |                          |
| Inside the Premises – Theft of Money &<br>Securities  | \$50,000     | \$500      |                          |
| Inside the Premises – Robbery or Safe<br>Burglary of other property                                       | \$50,000     | \$500      |                          |
| Outside the premises  | \$50,000     | \$500      |                          |
| Computer Fraud  | \$50,000     | \$500      |                          |
| Funds Transfer Fraud  | \$50,000     | \$500      |                          |
| Funds Transfer – False Pretense   |              |            |                          |

# Section 1: Proposal

## Coverage / Limits Summary, continued

---

### Workers Compensation

---

#### Employers Liability

|                         |         |
|-------------------------|---------|
| Each Accident           | 100,000 |
| Disease – Policy Limit  | 500,000 |
| Disease – Each Employee | 100,000 |

#### Rating Information

| Class Code | Classifications           | Estimated Remuneration | Rate   | Estimated Premium |
|------------|---------------------------|------------------------|--------|-------------------|
| 7520       | Waterworks Operation      | \$120,000              | \$3.74 | \$4,488           |
| 7539       | Electric Power            | \$268,000              | \$1.59 | \$4,261           |
| 7704       | Firefighters              | \$107,000              | \$3.70 | \$3,959           |
| 7709       | Fire Department-Volunteer | 4,500                  |        | \$2,802           |
| 7710       | Civil Defense Workers     | \$20,537               | \$4.02 | \$826             |
| 7720       | Police Officers           | \$503,000              | \$3.17 | \$15,945          |
| 8810       | Clerical Office           | \$512,188              | \$0.19 | \$973             |
| 9412       | Municipal Operations      | \$423,582              | \$3.61 | \$15,291          |

#### Factors & Premiums

| Coverage                              | Rate | Premium          |
|---------------------------------------|------|------------------|
| Classifications Total                 |      | \$ 48,545        |
| Experience Modification               | .75  | \$ -12,136       |
| Premium Discount                      | 6.6% | \$ -2,403        |
| Expense Constant                      |      | \$ 220           |
| Terrorism                             |      | \$ 0 (no charge) |
| <b>Total Estimated Annual Premium</b> |      | <b>\$ 34,226</b> |

# Section 1: Proposal

## Cost Comparison

|                                | EXPIRING          | VS | LWMMI AND OTHERS  |
|--------------------------------|-------------------|----|-------------------|
| General Liability              | \$ 14,862         |    | \$ 14,862         |
| Law Enforcement Liability      | \$ 5,807          |    | \$ 5,807          |
| Public Officials E&O Liability | \$ 7,306          |    | \$ 7,306          |
| Automobile Liability           | \$ 7,748          |    | \$ 8,025          |
| Auto Physical Damage           | \$ 17,200         |    | \$ 22,089         |
| Property / Inland Marine       | \$ 22,096 MPIC    |    | \$ 25,662 MPIC    |
| Equipment Breakdown            | \$ 3,286 MPIC     |    | \$ 3,934 MPIC     |
| Crime                          | \$ 535 Hanover    |    | \$ 535 Hanover    |
| <b>Subtotal</b>                | <b>\$ 78,840</b>  |    | <b>\$ 88,220</b>  |
| Workers Compensation           | \$ 35,727         |    | \$ 34,226         |
| <b>TOTAL ANNUAL ESTIMATE</b>   | <b>\$ 114,567</b> |    | <b>\$ 122,446</b> |

### Special Conditions/Options:

- Optional Quote: Sewer & Water Systems Backup Extended Coverage:
  - Population 3,341 x \$1.75 = \$5,847
  - Quote subject to completed application
  - Minimum premium \$1,750



# Section 1: Proposal

## Coverages for Discussion

| Coverage  | Quote Desired            | Quote Declined           | Coverage in Effect       |
|---|--------------------------|--------------------------|--------------------------|
| Increased Crime limits                                      | <input type="checkbox"/> | <input type="checkbox"/> | <input type="checkbox"/> |
| Social Engineering – False Pretense Coverage                | <input type="checkbox"/> | <input type="checkbox"/> | <input type="checkbox"/> |
| Computer Fraud  | <input type="checkbox"/> | <input type="checkbox"/> | <input type="checkbox"/> |
| Funds Transfer Fraud  | <input type="checkbox"/> | <input type="checkbox"/> | <input type="checkbox"/> |
| Forgery or Alteration                                       | <input type="checkbox"/> | <input type="checkbox"/> | <input type="checkbox"/> |
| Monies & Securities   | <input type="checkbox"/> | <input type="checkbox"/> | <input type="checkbox"/> |
| Monies & Securities<br><i>Peak Season Endorsement</i>       | <input type="checkbox"/> | <input type="checkbox"/> | <input type="checkbox"/> |
| Money orders & Counterfeit Money                            | <input type="checkbox"/> | <input type="checkbox"/> | <input type="checkbox"/> |
| Property in the Open coverage limited to \$10K              | <input type="checkbox"/> | <input type="checkbox"/> | <input type="checkbox"/> |
| 1 <sup>st</sup> party Cyber – Increased limits for property | <input type="checkbox"/> | <input type="checkbox"/> | <input type="checkbox"/> |
| Dam Liability   | <input type="checkbox"/> | <input type="checkbox"/> | <input type="checkbox"/> |
| Pollution Liability for above ground or underground tanks   | <input type="checkbox"/> | <input type="checkbox"/> | <input type="checkbox"/> |

I understand that R&R Insurance Services has offered me an opportunity to receive information and/or quotations on the above coverages.

\_\_\_\_\_  
Signature

\_\_\_\_\_  
Date

**Client Name: City of Waterloo**

## Section 2: Coverage

### League of Wisconsin Municipalities Mutual Insurance Coverage Enhancements

LWMMI is pleased to offer major coverage enhancements many commercial issuers exclude, including:

1. A single policy combining General Liability, Law Enforcement, Public Officials Errors & Liability, and Auto Liability, reducing the chance for gaps between policies
2. No "Aggregate Limits." The "Per Occurrence" policy limit applies to all liability claims
3. All coverage is on an "Occurrence" basis, including Public Officials and Employee Benefits Liability
4. Prior Act coverage provided for former "Claims-Made" Policies
5. Defense costs in addition to the policy limit for all liability coverage, including Law Enforcement Liability
6. Police and public official claims will not be settled without your approval
7. Limited defense cost reimbursement for alleged criminal acts
8. Non-Monetary Claims Coverage up to \$50,000 Per Wrongful Act; subject to a \$250,000 Aggregate Limit
9. Sudden and Accidental Above Ground Pollution – \$250,000
10. Back and Future Wages and Benefits Covered
11. Automobile and Premise Medical No Fault Payments
12. \$2,000,000 Added to Limits for Workers Compensation Part B - Employers Liability of the League's Policy
13. Expanded Contractual Liability for Mutual Aid Agreements
14. Optional No-Fault Sewer Back-Ups (subject to underwriting acceptability) – \$100,000 per occurrence, \$300,000 annual aggregate.
15. Tax Assessment Disputes – up to \$50,000 for Defense

# Section 3: Local Plan Representation

## Representatives

**Our LWMMI Professionals are**  
*Protecting the Communities We Live In*

|  |  |   |
|--|--|---|
| <p><b>Baer Insurance Services, LLC</b></p>   | <p><b>R&amp;R Insurance Services, Inc.</b></p>   | <p><b>Business Insurance Group</b></p>  |
| <p><b>Mike Zagrodnik</b><br/>9701 Brader Way, Suite 100<br/>P. O. Box 46490<br/>Madison, WI 53744</p>  | <p><b>Rick Kalscheuer</b><br/>1561 E Racine Avenue<br/>P. O. Box 1610<br/>Waukesha, WI 53187</p> | <p><b>Bill Barnes</b><br/>1856 N Stevens Street<br/>P. O. Box 784<br/>Rhinelander, WI 54501</p> |
| <p>p: 888-729-2237<br/>f: 608-664-2233<br/>mikez@baerinsurance.com</p>                                 | <p>p: 262-953-7215<br/>f: 262-953-1343<br/>rick.kalscheuer@rrins.com</p>                         | <p>p: 715-362-5557<br/>f: 715-362-5572<br/>bill@businsgroup.com</p>                             |
| <p><b>McCione Agency, Inc.</b></p>   | <p><b>Spectrum Insurance Group, LLC</b></p>  | <p><b>LWMMI</b></p>   |
| <p><b>Sherri Rusch-Regenwether</b><br/>1807 Erie Avenue<br/>P. O. Box 1320<br/>Sheboygan, WI 53082</p> | <p><b>Darrel Zaleski</b><br/>4233 Southtowne Drive<br/>Eau Claire, WI 54701</p>                  | <p><b>Dennis Tweedale, CEO</b><br/>402 Gammon Place<br/>Suite 225<br/>Madison, WI 53719</p>     |
| <p>p: 800-989-6174<br/>f: 920-458-1363<br/>sherri.regenwether@mccione.com</p>                          | <p>p: 877-858-9874<br/>f: 715-858-9866<br/>darrel.zaleski@spectruminsgroup.com</p>               | <p>p: 608.833.9595<br/>f: 608.833.8088<br/>dennis@lwmmi.org</p>                                 |

## Section 4: New Services

### Benefits of Participation – Human Resource Services

#### WORKPLACE SOLUTIONS & COMPLIANCE SERVICES



The League of Wisconsin Municipalities Mutual Insurance (LWMMI) is pleased to announce its new Workplace Solutions & Compliance Services (WSCS) available now at no cost to members. LWMMI has partnered with Lisa Bergersen of EngageHR Law to provide the following human resources services:

- ✓ **HR Hotline:** Phone assistance with HR-related issues.
- ✓ **Talent Management:** Support with recruitment, hiring, background screening, onboarding, performance management, coaching, feedback, disciplinary counseling, termination management, organizational and staff development.
- ✓ **Employment Law Compliance:** WI and Federal Fair Employment, Wage & Hour, Safety, FMLA, P9 and more.
- ✓ **Documents:** Development/review of job descriptions, handbooks, policies, procedures, and forms customized for the municipality.
- ✓ **Compliance and HR practices assessments and development of remedial plans.**
- ✓ **Workplace Training:** supervisors and/or employees related to compliance and HR-related topics.
- ✓ **Workplace investigations.**
- ✓ **Sample handbooks, toolkits addressing various HR subjects and best practices, and online harassment and discrimination training webinars will be posted and accessible to members in the very near future at LWMMI's website.**



Lisa is a licensed attorney and has more than 30 years of employment law and human resources experience. She currently practices legal and human resources consulting with the firm she founded, EngageHR Law. Lisa previously served as the Human Resources Director for the City of Pewaukee, Wisconsin from 2008 to 2019.

Lisa brings her combined employment law and practical HR administration experience to support LWMMI members with their human resources management and compliance needs.

#### For Assistance Contact:

**Matt Becker, CEO – LWMMI**  
matt@lwmmi.org  
Phone (430) 247-1370

OR

**Lisa Bergersen**  
lisa@engagehr.com  
Phone (262) 833-7250





Every day, public safety workers get hurt on and off the job.





When that happens, Rebound is here to help.

We guide workers through a complex healthcare system to heal more quickly, which saves time and money for all stakeholders.



## Your employees get better. Faster.

### Benefits to you

-  We seamlessly integrate into your workers compensation process without adding work or eliminating jobs. It's truly a no-hassle process.
-  Rebound's medical providers understand the physical challenges of your workforce, and the vast majority are sports medicine trained.
-  Rebound's Orthopedic Patient Navigators help your injured employee select the best provider in our network based on location, history and needs.
-  Our advocates guide your employees through the entire process, from the moment we take their injury call until their ready-for-duty orders are signed.

*"Rebound has literally done everything they said they would do, as well as go above and beyond. Budgets are getting hit hard, and injuries are a big part of that. When you have Rebound in your corner, helping you get people back to the job faster, that is huge for us from a daily staffing perspective and a budgetary standpoint."*

**Battalion Chief  
Robbie Franks  
Memphis Fire Department**



#### Contact us

[hello@justrebound.com](mailto:hello@justrebound.com)  
[justrebound.com](http://justrebound.com)



# LWMMI UNIVERSITY ADMINISTRATOR FEATURE OVERVIEW

## The Benefits of the LWMMI University

The League of Wisconsin Municipalities (LWMMI) has partnered with LocalGovU to deliver online training to our members at no cost. Online training improves the safety and effectiveness of your organization and personnel, while contributing to successful professional development.

Employees can conveniently access hundreds of e-learning courses 24/7, allowing them to balance their work schedules while completing practical and informative self-directed training at their own pace.

Members can choose to train by topic or can select more specific courses by profession.

### Fulfill Training Requirements

For law enforcement, the LWMMI Police University can fulfill 8 of the 24 hours of annual training requirements with department-level approval.

For Water and Wastewater, LWMMI University courses can be used to fulfill the required hours of annual training requirements. Wastewater professionals will need to submit their certificate of course completion directly to the Department of Natural Resources for training approval.

### COURSE LIBRARY

- Compliance (HR/Safety)
- EEOC and Employment Law
- Emergency Medical Services
- Equipment Safety
- Financial Management
- General Safety
- Health and Wellness
- HR Development
- Information Technology
- Law Enforcement
- Leadership Development
- Professional Development
- Risk Management
- Roadway and Highway
- Schools and Educational
- Transit and Fleet Operations
- Water and Wastewater

## Learning Management System Admin Features

### Assignments

Schedule online training to align with internal training calendars, control access to online courses and material and document offline training.

### Groups

Build and manage custom groups for personnel, dividing them by certification level, rank, shift or other tailored options.

### Notification Manager

Activate action-based, pre-scheduled, recurring and other notifications targeted to specific groups, organizations and job titles.

### Reports

Create recurring or on-demand reports for tracking compliance of personnel assignments and credentials. Pull reports for members, groups and courses, and export training records based on rank, division, shift, course or assignment.

### Individual User Access

Using the dashboard, members can easily see which courses they are assigned, and download certificates of completion.

### Custom Roles

Manage personnel access seamlessly with five user roles, letting members see and access only what they need.

### Custom Homepage

Customize your homepage with your logo, important information and featured courses.

### Training Calendar

Visually manage several features by date, including assignments, credentials, training events and more through a centralized training calendar with both member and administrator views.

## Admin Features and Users Personal Dashboard

### Admin Features

- Add members and organize into groups
- Assign group admins or user-specific roles
- Create quick assignments or bundle courses into learning plans
- Track training and compliance through ad hoc or recurring reports
- Manage and customize training and assignment notifications
- Assign and manage course credits from online and in person training
- Highlight featured courses or hide select courses from view

### Individual User Dashboard

- Track assignments and training activity
- Download certificates and personal training reports
- Access virtual training calendar
- Receive and manage personal notifications

## Dedicated Customer Support

Support from LocalGovU is available from Monday through Friday, 8:00 a.m. – 5:00 p.m. CST. If you have questions or need assistance, you can contact customer support directly at 866.845.8887 or [LLWMI@localgovu.com](mailto:LLWMI@localgovu.com).



LWMMI - Auto Physical Damage Application

Municipality: Waterloo, City of

Effective Date: January 1, 2021

Expiration Date: January 1, 2022

Both Comprehensive and Collision coverages will be provided based on the coverage type selected below, either Replacement Cost (RC) or Actual Cash Value (ACV)

Signature for the Municipality - only required for new business

Date

**Vehicle Schedule** (attach additional schedules if needed and enter the total on the last line)

| Year | Make          | Model                  | Vehicle Type | VIN#               | Dept. (optional) | Zip Code (Garaged at Night) | Parked Inside (i) or Outside (o) | Is Garage Location in a Flood Zone? | Deductible | (1) Original Cost New | Coverage Type (Replacement Cost or Actual Cash Value) |
|------|---------------|------------------------|--------------|--------------------|------------------|-----------------------------|----------------------------------|-------------------------------------|------------|-----------------------|---|
| 1931 | Seagrave      | Fire Truck             | ANTIQUE      | 1234               | Fire             | 53594                       | i                                | No                                  | \$500.00   | \$10,000.00           | Stated Value  |
| 1985 | Seagrave      | Fire Truck             | FIRE-OTHER   | 1F9E128H0FCST2133  | Fire             | 53594                       | i                                | No                                  | \$500.00   | \$144,000.00          | Actual Cash Value                                     |
| 1987 | Peterbilt     | Fire Truck             | FIRE-OTHER   | 1XPALAOX9HN213461  | Fire             | 53594                       | i                                | No                                  | \$500.00   | \$137,000.00          | Actual Cash Value                                     |
| 1990 | Ford          | LS8000                 | FIRE-OTHER   | 1FDXS82APLVA38293  | Fire             | 53594                       | i                                | No                                  | \$500.00   | \$135,000.00          | Actual Cash Value                                     |
| 1998 | International | Bucket Truck           | DMP-TRUCK    | 1HTSCAAN3WH552072  | Utilities        | 53594                       | i                                | No                                  | \$500.00   | \$90,000.00           | Actual Cash Value                                     |
| 2001 | Ford          | F450                   | FIRE-OTHER   | 1FDXW47F11EB70429  | Fire             | 53594                       | i                                | No                                  | \$500.00   | \$73,300.00           | Actual Cash Value                                     |
| 2001 | Emergency     | One Fire               | FIRE-OTHER   | 4EN3AAA8611004215  | Fire             | 53594                       | i                                | No                                  | \$500.00   | \$410,000.00          | Actual Cash Value                                     |
| 2004 | Chevrolet     | Silverado              | PICKUP       | 1GCHK24414E147670  | Utilities        | 53594                       | i                                | No                                  | \$500.00   | \$29,821.00           | Actual Cash Value                                     |
| 2004 | International | 7400                   | DMP-TRUCK    | 1HTWDADR34J089126  | City             | 53594                       | i                                | No                                  | \$500.00   | \$187,150.00          | Actual Cash Value                                     |
| 2005 | Freightliner  | AD170                  | RESCUE       | 1FVACVCS25HU8213   | Fire             | 53594                       | i                                | No                                  | \$500.00   | \$153,478.00          | Actual Cash Value                                     |
| 2005 | Seagrave      | Fire Truck             | FIRE-OTHER   | 1F9E628T65CST2030  | Fire             | 53594                       | i                                | No                                  | \$500.00   | \$415,000.00          | Actual Cash Value                                     |
| 2008 | Chevrolet     | Pickup                 | FIRE-OTHER   | 2GCEDK19J781142285 | Fire             | 53594                       | i                                | No                                  | \$500.00   | \$10,500.00           | Actual Cash Value                                     |
| 2010 | International | Dump Truck             | DMP-TRUCK    | 1HTWDAAR1AJ190097  | City             | 53594                       | i                                | No                                  | \$500.00   | \$64,327.00           | Actual Cash Value                                     |
| 2010 | Kenworth      | T800 Tanker Fire Truck | FIRE-OTHER   | 1NKDL00X3AJ271876  | Fire             | 53594                       | i                                | No                                  | \$500.00   | \$227,400.00          | Actual Cash Value                                     |
| 2011 | Freightliner  | Truck                  | DMP-TRUCK    | 1FVACXDT1BDBB0949  | Utilities        | 53594                       | i                                | No                                  | \$500.00   | \$155,387.00          | Replacement Cost                                      |
| 2011 | Ford          | Truck                  | PICKUP       | 1FDUF5GY6BEC17465  | City             | 53594                       | i                                | No                                  | \$500.00   | \$39,595.00           | Actual Cash Value                                     |
| 2013 | Chevrolet     | Silverado              | PICKUP       | 1G90KVCGXDZ269922  | Utilities        | 53594                       | i                                | No                                  | \$500.00   | \$29,077.00           | Actual Cash Value                                     |
| 2015 | Ford          | Explorer               | POLICE       | 1FM5K8AR4FGC07739  | Police           | 53594                       | i                                | No                                  | \$500.00   | \$27,100.00           | Actual Cash Value                                     |
| 2015 | Freightliner  | 108SD                  | DMP-TRUCK    | 1FVAG5CY6FHGD1718  | City             | 53594                       | i                                | No                                  | \$500.00   | \$105,000.00          | Replacement Cost                                      |
| 2015 | Freightliner  | Ambulance              | RESCUE       | 1FVACVCYOFHGF1331  | Fire             | 53594                       | i                                | No                                  | \$500.00   | \$223,410.00          | Replacement Cost                                      |

Total from additional schedules (if needed):

\$1,412,342.00

Policy Totals:

\$4,078,887.00

(1) Original Cost New (OCN) is the retail cost the original purchaser paid for the vehicle. This includes the value before any credit for a trade-in.



LWMMI - Auto Physical Damage Vehicle Schedule Continued

| Year                         | Make          | Model                    | Vehicle Type | VIN#               | Dept. (optional) | Zip Code (Garaged at Night) | Parked Inside (I) or Outside (O) | Is Garage Location in a Flood Zone? | Deductible | (1) Original Cost New | Coverage Type (Replacement Cost or Actual Cash Value) |
|------------------------------|---------------|--------------------------|--------------|--------------------|------------------|-----------------------------|----------------------------------|-------------------------------------|------------|-----------------------|---|
| 2016                         | International | 4300 Aerial Bucket Truck | DMP-TRUCK    | 1HTMMMN3GH271927   | Utilities        | 53594                       | I                                | No                                  | \$500.00   | \$189,401.00          | Replacement Cost                                      |
| 2016                         | Ford          | Explorer                 | FIRE-OTHER   | 1FMSK8AR1GGC36083  | Fire             | 53594                       | I                                | No                                  | \$500.00   | \$27,250.00           | Replacement Cost                                      |
| 2017                         | Chevrolet     | Silverado                | PICKUP       | 1GCOKUEGXHZ226860  | Utilities        | 53594                       | I                                | No                                  | \$500.00   | \$38,173.00           | Replacement Cost                                      |
| 2017                         | Chevrolet     | Silverado                | PICKUP       | 1GCOKUEGXH7164483  | DPW              | 53594                       | I                                | No                                  | \$500.00   | \$32,585.00           | Replacement Cost                                      |
| 2017                         | Ford          | Explorer                 | POLICE       | 1FMSK8AR8HGB65062  | Police           | 53594                       | I                                | No                                  | \$500.00   | \$26,789.00           | Replacement Cost                                      |
| 2018                         | Freightliner  | Truck                    | DMP-TRUCK    | 1FVAG6FE0JHJRA4522 | City             | 53594                       | I                                | No                                  | \$500.00   | \$125,000.00          | Replacement Cost                                      |
| 2019                         | Ford          | F350                     | PICKUP       | 1FDRF3H68KEG35550  | Utilities        | 53594                       | I                                | No                                  | \$500.00   | \$58,012.00           | Replacement Cost                                      |
| 2020                         | Ford          | Explorer                 | PICKUP       | 1FMSK8AB0LGB67318  |                  | 53594                       | O                                | No                                  | \$500.00   | \$34,005.00           | Replacement Cost                                      |
| 2020                         | Spartan       | Gladiator                | FIRE-OTHER   | 4S7AU2E98LC088423  | Fire             | 53594                       | O                                | No                                  | \$500.00   | \$800,000.00          | Replacement Cost                                      |
| 2020                         | International | HV570                    | DMP-TRUCK    | 1HTEVTAR0LH665021  | DPW              | 53594                       | O                                | No                                  | \$500.00   | \$81,147.00           | Replacement Cost                                      |
| <b>Totals for this page:</b> |               |                          |              |                    |                  |                             |                                  |                                     |            | <b>\$1,412,342.00</b> |   |



**Municipal Property Insurance Company**  
9701 Brader Way, Suite 301  
Middleton, WI 53562  
Telephone: (608) 821-6303  
[www.mpicwi.com](http://www.mpicwi.com)

## **MPIC Coverage Highlights As of September 1, 2020 Policy Filing**

MPIC has included numerous coverages in our manuscript coverage form that are designed specifically help address coverage concerns that are unique to Wisconsin public entities.

- Blanket Plus coverage - Coverage up to **125%** of your Total Insured Value for any loss
- A single deductible applies to a covered loss that might impact more than one property type
- Contactor's Equipment coverage included for all items up to \$25,000 - Additional coverage in excess of \$25,000 is provided if scheduled and endorsed to the policy.
- Valuable Records coverage with full coverage limits, once deductible is met
- \$10,000,000 extra expense coverage; Additional coverage available
- \$5,000,000 for Asbestos Cleanup, Abatement and Removal from a covered loss
- \$5,000,000 Ordinance and Law Coverage
- \$1,000,000 Coverage for Unscheduled Buildings and Property in the Open
- Newly Acquired Property – Included at no charge during the current policy period. Property must be scheduled before the next renewal for continued coverage in future policy periods
- Coverage for Police Dogs and Horses up to \$25,000; a \$1,000 deductible applies to this coverage
- Automatic Builder's Risk coverage for projects up to \$2,500,000 in value
- \$2,000,000 coverage for Pollutants from a covered peril
- \$5,000,000 Flood Coverage of for property not located in an "A" zoned flood plain per policy period
- \$5,000,000 Earthquake Coverage per policy period
- \$50,000 coverage per Fine Art item or collection included. Additional coverage available
- \$2,500,000 in Builders Risk Coverage; Coverage up to \$30,000,000 available by endorsement
- \$50,000 coverage for Excavation, Grading and Filling
- \$100,000 coverage Building Foundations and Footings
- Coverage for Trees and Shrubs damaged by any covered peril within 100' of a building
- \$25,000 coverage for Fire Department Service Charges
- \$50,000 coverage for Documentation of Loss Coverage
- \$100,000 coverage for Architectural and Engineering Design
- Include \$25,000 coverage for Computer Service Interruption
- Direct Damage from Utilities is a covered peril for Buildings, Personal Property and PITO
- \$50,000 limited coverage for Fungus related to a covered peril, per policy period
- A single deductible applies to a covered loss that might impact more than one property type
- Emergency support equipment contained in/on emergency response vehicles subject to a \$1,000 deductible.
- Coverage available for scheduled Pedestrian Bridges and piers and wharfs
- Terrorism Coverage Included

**STATEMENT OF VALUES**  
**MUNICIPAL PROPERTY INSURANCE COMPANY**  
Coverage Amount - 49,666,383

| Site                                | Bldg | Description   | Year Built | Floors | Square Footage | Building CRN       | Content CRN      |
|-------------------------------------|------|---|------------|--------|----------------|--------------------|------------------|
| <b>1 DEPARTMENT OF PUBLIC WORKS</b> |      |   |            |        |                |                    |                  |
|                                     | 1    | DEPARTMENT OF PUBLIC WORKS<br>211 HENDRICKS STREET<br>WATERLOO WI 53594 | 2008       | 1      | 9,790          | \$1,036,265        | \$87,277         |
|                                     | 2    | DPW<br>211 HENDRICKS STREET<br>WATERLOO WI 53594                        | 0          | 1      | 1,950          | \$62,813           | \$10,816         |
|                                     | 3    | DPW<br>211 HENDRICKS STREET<br>WATERLOO WI 53594                        | 0          | 1      | 2,400          | \$77,343           | \$10,816         |
|                                     |      | Property in the open  |            |        |                |                    | \$25,126         |
|                                     |      | <b>DEPARTMENT OF PUBLIC WORKS<br/>(1) Total</b>                         |            |        |                | <b>\$1,176,421</b> | <b>\$134,035</b> |
| <b>2 SALT SHED</b>                  |      |   |            |        |                |                    |                  |
|                                     | 1    | SALT SHED<br>211 HENDRICKS STREET<br>WATERLOO WI 53594                  | 0          | 1      | 1,408          | \$60,410           | \$0              |
|                                     |      | <b>SALT SHED (2) Total</b>  |            |        |                | <b>\$60,410</b>    | <b>\$0</b>       |
| <b>3 VET'S PARK</b>                 |      |   |            |        |                |                    |                  |
|                                     | 1    | VET'S PARK<br>100 NORTH MONROE STREET<br>WATERLOO WI 53594              | 0          | 1      | 850            | \$55,713           | \$0              |
|                                     |      | <b>VET'S PARK (3) Total</b>   |            |        |                | <b>\$55,713</b>    | <b>\$0</b>       |
| <b>4 CITY BLDG</b>                  |      |   |            |        |                |                    |                  |
|                                     | 1    | CITY BLDG<br>117 EAST MADISON STREET<br>WATERLOO WI 53594               | 0          | 1      | 2,000          | \$244,810          | \$10,816         |
|                                     |      | <b>CITY BLDG (4) Total</b>  |            |        |                | <b>\$244,810</b>   | <b>\$10,816</b>  |
| <b>5 MUNICIPAL BUILDING</b>         |      |   |            |        |                |                    |                  |
|                                     | 1    | MUNICIPAL BUILDING<br>136 NORTH MONROE STREET<br>WATERLOO WI 53594      | 1978       | 1      | 16,982         | \$4,923,300        | \$721,859        |
|                                     |      | Property in the open  |            |        |                |                    | \$106,838        |
|                                     |      | <b>MUNICIPAL BUILDING (5) Total</b>                                     |            |        |                | <b>\$4,923,300</b> | <b>\$828,697</b> |
| <b>6 PITO - Various</b>             |      |   |            |        |                |                    |                  |
|                                     |      | Property in the open  |            |        |                |                    | \$43,697         |
|                                     |      | <b>PITO - Various (6) Total</b>   |            |        |                | <b>\$0</b>         | <b>\$43,697</b>  |
| <b>7 CABLE OFFICE</b>               |      |   |            |        |                |                    |                  |
|                                     | 1    | CABLE OFFICE<br>856 NORTH MONROE<br>WATERLOO WI 53594                   | 0          | 1      | 200            | \$                 | \$17,305         |

**STATEMENT OF VALUES**  
**MUNICIPAL PROPERTY INSURANCE COMPANY**  
Coverage Amount - 49,666,383

| Site   | Bldg | Description   | Year Built | Floors | Square Footage | Building CRN       | Content CRN        |
|--|------|---|------------|--------|----------------|--------------------|--------------------|
| <b>CABLE OFFICE (7) Total</b>                    |      |   |            |        |                | <b>\$0</b>         | <b>\$17,305</b>    |
| <b>8 KARL JUNGINGER MEMORIAL LIBRARY</b>         |      |   |            |        |                |                    |                    |
|  | 1    | KARL JUNGINGER MEMORIAL LIBRARY<br>625 NORTH MONROE STREET<br>WATERLOO WI 53594 | 2001       | 1      | 11,549         | \$3,049,588        | \$1,031,385        |
|  |      | Property in the open  |            |        |                |                    | \$67,293           |
| <b>KARL JUNGINGER MEMORIAL LIBRARY (8) Total</b> |      |   |            |        |                | <b>\$3,049,588</b> | <b>\$1,098,678</b> |
| <b>9 FIRE STATION-HEADQUARTERS</b>               |      |   |            |        |                |                    |                    |
|  | 1    | FIRE STATION<br>900 INDUSTRIAL LANE<br>WATERLOO WI 53594                        | 1998       | 1      | 15,210         | \$2,926,145        | \$622,028          |
|  | 2    | FIRE STATION-EQUIPMENT BLDG<br>900 INDUSTRIAL LANE<br>WATERLOO WI 53594         | 0          | 1      | 3,000          | \$96,023           | \$5,408            |
|  | 3    | FIRE STATION-TRAINING TOWER<br>900 INDUSTRIAL LANE<br>WATERLOO WI 53594         | 0          | 4      | 10,000         | \$64,671           | \$0                |
|  |      | Property in the open  |            |        |                |                    | \$73,738           |
| <b>FIRE STATION-HEADQUARTERS (9) Total</b>       |      |   |            |        |                | <b>\$3,086,839</b> | <b>\$701,174</b>   |
| <b>10 FIREMAN'S PARK - 1</b>                     |      |   |            |        |                |                    |                    |
|  | 1    | FIREMANS PARK-BATHROOM<br>500 NORTH PARK STREET<br>WATERLOO WI 53594            | 0          | 1      | 3,000          | \$247,432          | \$0                |
|  | 2    | FIREMANS PARK-REUNION HALL<br>500 NORTH PARK STREET<br>WATERLOO WI 53594        | 0          | 1      | 3,300          | \$243,718          | \$3,785            |
|  | 3    | FIREMANS PARK-STORAGE<br>500 NORTH PARK STREET<br>WATERLOO WI 53594             | 0          | 1      | 3,200          | \$101,703          | \$15,142           |
|  | 4    | CAROUSEL<br>500 PARK AVENUE<br>WATERLOO WI 53594                                | 1927       | 1      | 2,208          | \$313,304          | \$940,992          |
|  | 5    | PAVILION<br>500 PARK AVENUE<br>WATERLOO WI 53594                                | 1906       | 1      | 14,437         | \$1,681,883        | \$64,679           |
|  |      | Property in the open  |            |        |                |                    | \$1,134,474        |
| <b>FIREMAN'S PARK - 1 (10) Total</b>             |      |   |            |        |                | <b>\$2,588,040</b> | <b>\$2,159,072</b> |
| <b>11 FIREMAN'S PARK</b>                         |      |   |            |        |                |                    |                    |
|  | 1    | BAND STAND  | 0          | 1      | 1,000          | \$79,090           | \$0                |

# STATEMENT OF VALUES

## MUNICIPAL PROPERTY INSURANCE COMPANY

Coverage Amount - 49,666,383

| Site      | Bldg | Description  | Year Built | Floors | Square Footage | Building CRN     | Content CRN     |
|-----------|------|--|------------|--------|----------------|------------------|-----------------|
|           |      | 500 NORTH PARK AVE<br>WATERLOO WI 53594                              |            |        |                |                  |                 |
|           | 2    | BANK BUILDING<br>500 NORTH PARK AVE<br>WATERLOO WI 53594             | 0          | 1      | 625            | \$28,730         | \$0             |
|           | 3    | ROUNDHOUSE<br>500 NORTH PARK AVE<br>WATERLOO WI 53594                | 0          | 1      | 1,000          | \$76,250         | \$0             |
|           | 4    | GAZEBO<br>500 NORTH PARK AVE<br>WATERLOO WI 53594                    | 0          | 1      | 750            | \$25,453         | \$5,408         |
|           | 5    | Wyso Concessions<br>500 NORTH PARK AVE<br>WATERLOO WI 53594          | 0          | 1      | 2,000          | \$64,452         | \$0             |
|           | 6    | Wyso Storage & Field Shed<br>500 NORTH PARK AVE<br>WATERLOO WI 53594 | 0          | 1      | 900            | \$58,771         | \$10,816        |
|           | 7    | BINGO HALL<br>500 NORTH PARK AVE<br>WATERLOO WI 53594                | 0          | 1      | 3,000          | \$160,475        | \$5,408         |
|           | 8    | UPPER SHED<br>500 NORTH PARK AVE<br>WATERLOO WI 53594                | 0          | 2      | 3,200          | \$100,720        | \$5,408         |
|           | 9    | LOWER SHED<br>500 NORTH PARK AVE<br>WATERLOO WI 53594                | 0          | 1      | 1,600          | \$52,654         | \$23,795        |
|           |      | <b>FIREMAN'S PARK (11) Total</b>                                     |            |        |                | <b>\$646,595</b> | <b>\$50,835</b> |
| <b>12</b> |      | <b><i>SOUTH MONROE SUBSTATION</i></b>                                |            |        |                |                  |                 |
|           | 1    | SUBSTATION<br>206 SOUTH MONROE STREET<br>WATERLOO WI 53594           | 1967       | 1      | 0              | \$969,082        | \$0             |
|           |      | Property in the open   |            |        |                |                  | \$7,975         |
|           |      | <b>SOUTH MONROE SUBSTATION (12)<br/>Total</b>                        |            |        |                | <b>\$969,082</b> | <b>\$7,975</b>  |
| <b>13</b> |      | <b><i>WEST MADISON SUBSTATION</i></b>                                |            |        |                |                  |                 |
|           | 1    | SUBSTATION<br>677 WEST MADISON STREET<br>WATERLOO WI 53594           | 1985       | 1      | 0              | \$969,628        | \$0             |
|           |      | Property in the open   |            |        |                |                  | \$7,865         |
|           |      | <b>WEST MADISON SUBSTATION (13)<br/>Total</b>                        |            |        |                | <b>\$969,628</b> | <b>\$7,865</b>  |
| <b>14</b> |      | <b><i>WATER TOWER</i></b>  |            |        |                |                  |                 |
|           | 1    | WATER TOWER  | 1910       | 1      | 0              | \$751,363        | \$0             |

**STATEMENT OF VALUES**  
**MUNICIPAL PROPERTY INSURANCE COMPANY**  
Coverage Amount - 49,666,383

| Site      | Bldg | Description   | Year Built | Floors | Square Footage | Building CRN     | Content CRN     |
|-----------|------|---|------------|--------|----------------|------------------|-----------------|
|           |      | 212 SQUIRE STREET<br>WATERLOO WI 53594  |            |        |                |                  |                 |
|           |      | <b>WATER TOWER (14) Total</b>   |            |        |                | <b>\$751,363</b> | <b>\$0</b>      |
| <b>15</b> |      | <b>WATER STORAGE TANK</b>   |            |        |                |                  |                 |
|           | 1    | WATER STORAGE TANK<br>735 HERRON COURT<br>WATERLOO WI 53594                       | 1964       | 1      | 1,256          | \$978,695        | \$0             |
|           |      | Property in the open  |            |        |                |                  | \$2,622         |
|           |      | <b>WATER STORAGE TANK (15) Total</b>  |            |        |                | <b>\$978,695</b> | <b>\$2,622</b>  |
| <b>16</b> |      | <b>WELL HOUSE 4</b>   |            |        |                |                  |                 |
|           | 1    | WELL HOUSE<br>461 WEST PORTER STREET<br>WATERLOO WI 53594                         | 1975       | 1      | 755            | \$440,243        | \$0             |
|           |      | Property in the open  |            |        |                |                  | \$18,353        |
|           |      | <b>WELL HOUSE 4 (16) Total</b>  |            |        |                | <b>\$440,243</b> | <b>\$18,353</b> |
| <b>17</b> |      | <b>WELL HOUSE 2</b>   |            |        |                |                  |                 |
|           | 1    | WELL HOUSE<br>661 LUM AVENUE<br>WATERLOO WI 53594                                 | 1996       | 1      | 2,331          | \$879,722        | \$0             |
|           |      | Property in the open  |            |        |                |                  | \$18,353        |
|           |      | <b>WELL HOUSE 2 (17) Total</b>  |            |        |                | <b>\$879,722</b> | <b>\$18,353</b> |
| <b>18</b> |      | <b>WELL HOUSE 1</b>   |            |        |                |                  |                 |
|           | 1    | WELL HOUSE<br>120 MEADE STREET<br>WATERLOO WI 53594                               | 1986       | 1      | 462            | \$317,019        | \$0             |
|           |      | <b>WELL HOUSE 1 (18) Total</b>  |            |        |                | <b>\$317,019</b> | <b>\$0</b>      |
| <b>19</b> |      | <b>WASTEWATER TREATMENT PLANT</b>   |            |        |                |                  |                 |
|           | 1    | ADMINISTRATION BUILDING<br>401 HENDRICKS STREET<br>WATERLOO WI 53594              | 1952       | 1      | 5,014          | \$2,516,707      | \$161,699       |
|           | 2    | AERATION BASIN [ADD01]<br>401 HENDRICKS STREET<br>WATERLOO WI 53594               | 1986       | 1      | 15,227         | \$4,231,910      | \$0             |
|           | 3    | CHLORINE CONTACT/UV BASIN<br>[ADD04]<br>401 HENDRICKS STREET<br>WATERLOO WI 53594 | 1986       | 1      | 1,341          | \$490,822        | \$0             |
|           | 4    | FINAL CLARIFIER 1<br>401 HENDRICKS STREET<br>WATERLOO WI 53594                    | 1986       | 1      | 1,256          | \$554,073        | \$0             |
|           | 5    | FINAL CLARIFIER 2   | 1986       | 1      | 1,256          | \$554,073        | \$0             |

**STATEMENT OF VALUES**  
**MUNICIPAL PROPERTY INSURANCE COMPANY**  
Coverage Amount - 49,666,383

| Site      | Bldg | Description   | Year Built | Floors | Square Footage | Building CRN        | Content CRN      |
|-----------|------|---|------------|--------|----------------|---------------------|------------------|
|           |      | 401 HENDRICKS STREET<br>WATERLOO WI 53594   |            |        |                |                     |                  |
|           | 6    | PHOSPHOROUS BUILDING<br>401 HENDRICKS STREET<br>WATERLOO WI 53594                       | 1998       | 1      | 1,416          | \$433,689           | \$39,478         |
|           | 7    | RAS/WAS PUMP STATION [ADD03]<br>401 HENDRICKS STREET<br>WATERLOO WI 53594               | 1986       | 1      | 1,108          | \$521,300           | \$0              |
|           | 8    | SCREEN BUILDING<br>401 HENDRICKS STREET<br>WATERLOO WI 53594                            | 1986       | 1      | 1,458          | \$752,456           | \$0              |
|           | 9    | SECONDARY INFLUENT PUMP<br>STATION [ADD02]<br>401 HENDRICKS STREET<br>WATERLOO WI 53594 | 1986       | 1      | 511            | \$444,504           | \$0              |
|           | 10   | SERVICE BUILDING<br>401 HENDRICKS STREET<br>WATERLOO WI 53594                           | 1952       | 1      | 4,032          | \$2,532,220         | \$53,971         |
|           | 11   | SLUDGE STORAGE TANK<br>401 HENDRICKS STREET<br>WATERLOO WI 53594                        | 1952       | 1      | 5,675          | \$1,984,155         | \$0              |
|           |      | Property in the open  |            |        |                |                     | \$75,814         |
|           |      | <b>WASTEWATER TREATMENT<br/>PLANT (19) Total</b>  |            |        |                | <b>\$15,015,909</b> | <b>\$330,962</b> |
| <b>20</b> |      | <b>WEST MADISON STREET LIFT<br/>STATION</b>   |            |        |                |                     |                  |
|           | 1    | PITO - LIFT STATION<br>WEST MADISON STREET<br>WATERLOO WI 53594                         | 0          | 1      | 300            | \$184,727           | \$0              |
|           |      | <b>WEST MADISON STREET LIFT<br/>STATION (20) Total</b>                                  |            |        |                | <b>\$184,727</b>    | <b>\$0</b>       |
| <b>21</b> |      | <b>KRAUSE SUB PUMP STATION</b>  |            |        |                |                     |                  |
|           | 1    | PITO - PUMP STATION<br>LOT 1 - KRAUSE SUB HIAWATHA<br>TL.<br>WATERLOO WI 53594          | 0          | 1      | 300            | \$97,443            | \$0              |
|           |      | <b>KRAUSE SUB PUMP STATION (21)<br/>Total</b>   |            |        |                | <b>\$97,443</b>     | <b>\$0</b>       |
| <b>22</b> |      | <b>INDUSTRIAL LANE SUBSTATION</b>   |            |        |                |                     |                  |
|           | 1    | SUBSTATION<br>900 INDUSTRIAL LANE<br>WATERLOO WI 53594                                  | 1997       | 1      | 0              | \$773,430           | \$0              |
|           |      | Property in the open  |            |        |                |                     | \$26,983         |
|           |      | <b>INDUSTRIAL LANE SUBSTATION</b>   |            |        |                | <b>\$773,430</b>    | <b>\$26,983</b>  |

# STATEMENT OF VALUES

## MUNICIPAL PROPERTY INSURANCE COMPANY

Coverage Amount - 49,666,383

| Site              | Bldg                               | Description   | Year Built | Floors | Square Footage | Building CRN       | Content CRN      |
|-------------------|------------------------------------|---|------------|--------|----------------|--------------------|------------------|
| <b>(22) Total</b> |                                    |   |            |        |                |                    |                  |
| <b>23</b>         | <b>UTILITIES ADMINISTRATION</b>    |   |            |        |                |                    |                  |
|                   | 1                                  | ADMINISTRATION/STORAGE BUILDING<br>575 COMMERCIAL AVENUE<br>WATERLOO WI 53594 | 2003       | 1      | 31,059         | \$4,768,832        | \$465,736        |
|                   |                                    | Property in the open  |            |        |                |                    | \$104,981        |
|                   |                                    | <b>UTILITIES ADMINISTRATION (23) Total</b>                                    |            |        |                | <b>\$4,768,832</b> | <b>\$570,717</b> |
| <b>24</b>         | <b>STREETOR LANE LIFT STATION</b>  |   |            |        |                |                    |                  |
|                   | 1                                  | PITO - LIFT STATION<br>STREETOR LANE<br>WATERLOO WI 53594                     | 0          | 1      | 300            | \$188,660          | \$0              |
|                   |                                    | <b>STREETOR LANE LIFT STATION (24) Total</b>                                  |            |        |                | <b>\$188,660</b>   | <b>\$0</b>       |
| <b>25</b>         | <b>LEXINGTON WAY LIFT STATION</b>  |   |            |        |                |                    |                  |
|                   | 1                                  | PITO - LIFT STATION<br>LEXINGTON WAY<br>WATERLOO WI 53594                     | 0          | 1      | 300            | \$240,113          | \$0              |
|                   |                                    | <b>LEXINGTON WAY LIFT STATION (25) Total</b>                                  |            |        |                | <b>\$240,113</b>   | <b>\$0</b>       |
| <b>26</b>         | <b>FIREMAN'S PARK LIFT STATION</b> |   |            |        |                |                    |                  |
|                   | 1                                  | SEWER LIFT STATION<br>FIREMANS PARK<br>WATERLOO WI 53594                      | 0          | 1      | 225            | \$139,829          | \$0              |
|                   |                                    | <b>FIREMAN'S PARK LIFT STATION (26) Total</b>                                 |            |        |                | <b>\$139,829</b>   | <b>\$0</b>       |
| <b>27</b>         | <b>Various</b>                     |   |            |        |                |                    |                  |
|                   |                                    | Property in the open  |            |        |                |                    | \$191,173        |
|                   |                                    | <b>Various (27) Total</b>   |            |        |                | <b>\$0</b>         | <b>\$191,173</b> |
| <b>28</b>         | <b>REGIONAL TRAILHEAD</b>          |   |            |        |                |                    |                  |
|                   | 1                                  | TRAILHEAD<br>760 MCKAY WAY<br>WATERLOO WI 53594                               | 2013       | 1      | 1,950          | \$653,920          | \$25,417         |
|                   |                                    | Property in the open  |            |        |                |                    | \$34,083         |
|                   |                                    | <b>REGIONAL TRAILHEAD (28) Total</b>  |            |        |                | <b>\$653,920</b>   | <b>\$59,500</b>  |
| <b>29</b>         | <b>DEYOUNG LIFT STATION</b>        |   |            |        |                |                    |                  |
|                   | 1                                  | SEWER LIFT STATION [ADD01]<br>None<br>WATERLOO WI 53594                       | 0          | 1      | 300            | \$187,240          | \$0              |
|                   |                                    | <b>DEYOUNG LIFT STATION (29) Total</b>  |            |        |                | <b>\$187,240</b>   | <b>\$0</b>       |



**STATEMENT OF VALUES**  
**MUNICIPAL PROPERTY INSURANCE COMPANY**  
 Coverage Amount - 49,666,383

| Site | Bldg | Description | Year<br>Built | Floors | Square<br>Footage | Building CRN | Content CRN |
|------|------|-------------|---------------|--------|-------------------|--------------|-------------|
|------|------|-------------|---------------|--------|-------------------|--------------|-------------|

|  |  |  |  |  |  |  |                     |
|--|--|--|--|--|--|--|---------------------|
|  |  | <b>Building Subtotal</b>                 |  |  |  |  | <b>\$43,387,571</b> |
|  |  | <b>Contents Subtotal</b>                 |  |  |  |  | <b>\$4,339,444</b>  |
|  |  | <b>Property in the Open Subtotal</b>     |  |  |  |  | <b>\$1,939,368</b>  |
|  |  | <b>Building, Contents and PITO Total</b> |  |  |  |  | <b>\$49,666,383</b> |

# PROPERTY IN THE OPEN

## MUNICIPAL PROPERTY INSURANCE COMPANY

| Site                                     | Description                                      | Quantity | New Cost of Replacement |
|--|--|----------|-------------------------|
| <b>1 DEPARTMENT OF PUBLIC WORKS</b>      |  |          |                         |
|  | FENCING, 6 FT CLF                                |          | \$14,311                |
|  | SAFETY BOLLARD                                   |          | \$2,622                 |
|  | SECURITY GATE                                    |          | \$4,479                 |
|  | SIGNAGE  |          | \$3,714                 |
|  | <b>DEPARTMENT OF PUBLIC WORKS (1) TOTAL</b>      |          | <b>\$25,126</b>         |
| <b>5 MUNICIPAL BUILDING</b>              |  |          |                         |
|  | BENCH  |          | \$2,185                 |
|  | COMMUNICATION TOWER                              |          | \$62,923                |
|  | FLAGPOLE   |          | \$3,714                 |
|  | MISCELLANEOUS                                    |          | \$3,605                 |
|  | OUTDOOR LIGHTING                                 |          | \$4,588                 |
|  | SECURITY GATE                                    |          | \$1,202                 |
|  | TRANSFORMER                                      |          | \$24,579                |
|  | TRASH ENCLOSURE                                  |          | \$4,042                 |
|  | <b>MUNICIPAL BUILDING (5) TOTAL</b>              |          | <b>\$106,838</b>        |
| <b>6 PITO - Various</b>                  |  |          |                         |
|  | Sirens   |          | \$43,697                |
|  | <b>PITO - Various (6) TOTAL</b>                  |          | <b>\$43,697</b>         |
| <b>8 KARL JUNGINGER MEMORIAL LIBRARY</b> |  |          |                         |
|  | BENCH  |          | \$2,185                 |
|  | FLAGPOLE   |          | \$2,513                 |
|  | MISCELLANEOUS                                    |          | \$2,622                 |
|  | OUTDOOR LIGHTING                                 |          | \$5,681                 |
|  | OUTDOOR LIGHTING                                 |          | \$32,445                |
|  | SIGNAGE, ELECTRIC                                |          | \$12,454                |
|  | SIGNAGE, STONE                                   |          | \$9,395                 |
|  | <b>KARL JUNGINGER MEMORIAL LIBRARY (8) TOTAL</b> |          | <b>\$67,293</b>         |
| <b>9 FIRE STATION-HEADQUARTERS</b>       |  |          |                         |
|  | BOLLARDS   |          | \$4,370                 |
|  | TRANSFORMER                                      |          | \$5,462                 |
|  | COMMUNICATION TOWER                              |          | \$15,840                |
|  | FENCING, 6 FT CLF W/ PRIVACY                     |          | \$2,294                 |
|  | FLAGPOLE   |          | \$3,168                 |
|  | MISCELLANEOUS                                    |          | \$2,403                 |
|  | OUTDOOR LIGHTING                                 |          | \$25,563                |
|  | SATELLITE DISH                                   |          | \$9,067                 |
|  | SECURITY GATE                                    |          | \$2,076                 |
|  | SIGNAGE  |          | \$3,496                 |
|  | <b>FIRE STATION-HEADQUARTERS (9) TOTAL</b>       |          | <b>\$73,738</b>         |
| <b>10 FIREMAN'S PARK - 1</b>             |  |          |                         |
|  | BACKSTOP   |          | \$12,235                |

# PROPERTY IN THE OPEN

## MUNICIPAL PROPERTY INSURANCE COMPANY

| Site      | Description                               | Quantity | New Cost of Replacement |
|-----------|---|----------|-------------------------|
|           | GOAL, BASKETBALL                          |          | \$4,807                 |
|           | GOAL, DISC GOLF                           |          | \$4,916                 |
|           | MISCELLANEOUS                             |          | \$9,613                 |
|           | OUTDOOR LIGHTING                          |          | \$42,058                |
|           | OUTDOOR LIGHTING                          |          | \$102,250               |
|           | OUTDOOR LIGHTING (ATHLETIC FIELD)         |          | \$259,121               |
|           | PLAYGROUND EQUIPMENT                      |          | \$70,133                |
|           | SCOREBOARD                                |          | \$20,210                |
|           | SIGNAGE                                   |          | \$18,353                |
|           | BATTING CAGE                              |          | \$8,521                 |
|           | BENCH                                     |          | \$13,874                |
|           | BLEACHERS, ALUMINUM                       |          | \$15,512                |
|           | BLEACHERS, WOOD                           |          | \$1,857                 |
|           | BRIDGE, PEDESTRIAN                        |          | \$426,807               |
|           | DECORATIVE ENTRANCE                       |          | \$74,284                |
|           | FENCING, 6 FT CLF                         |          | \$43,587                |
|           | FENCING, SPLIT RAIL                       |          | \$6,336                 |
|           | <b>FIREMAN'S PARK - 1 (10) TOTAL</b>      |          | <b>\$1,134,474</b>      |
| <b>12</b> | <b><i>SOUTH MONROE SUBSTATION</i></b>     |          |                         |
|           | FENCING, 6 FT CLF                         |          | \$4,479                 |
|           | SECURITY GATE                             |          | \$3,496                 |
|           | <b>SOUTH MONROE SUBSTATION (12) TOTAL</b> |          | <b>\$7,975</b>          |
| <b>13</b> | <b><i>WEST MADISON SUBSTATION</i></b>     |          |                         |
|           | FENCING, 6 FT CLF                         |          | \$5,899                 |
|           | SECURITY GATE                             |          | \$1,966                 |
|           | <b>WEST MADISON SUBSTATION (13) TOTAL</b> |          | <b>\$7,865</b>          |
| <b>15</b> | <b><i>WATER STORAGE TANK</i></b>          |          |                         |
|           | TELECOM SHED                              |          | \$2,622                 |
|           | <b>WATER STORAGE TANK (15) TOTAL</b>      |          | <b>\$2,622</b>          |
| <b>16</b> | <b><i>WELL HOUSE 4</i></b>                |          |                         |
|           | TRANSFORMER                               |          | \$18,353                |
|           | <b>WELL HOUSE 4 (16) TOTAL</b>            |          | <b>\$18,353</b>         |
| <b>17</b> | <b><i>WELL HOUSE 2</i></b>                |          |                         |
|           | TRANSFORMER                               |          | \$18,353                |
|           | <b>WELL HOUSE 2 (17) TOTAL</b>            |          | <b>\$18,353</b>         |
| <b>19</b> | <b><i>WASTEWATER TREATMENT PLANT</i></b>  |          |                         |
|           | FENCING, 6 FT CLF W/ 3-BARB               |          | \$15,731                |
|           | FENCING, 7 FT CLF                         |          | \$15,512                |
|           | OUTDOOR LIGHTING                          |          | \$7,319                 |
|           | SAFETY BOLLARD                            |          | \$5,244                 |
|           | SECURITY GATE                             |          | \$28,949                |

# PROPERTY IN THE OPEN

## MUNICIPAL PROPERTY INSURANCE COMPANY

| Site                              | Description                                  | Quantity | New Cost of Replacement |
|-----------------------------------|--|----------|-------------------------|
|                                   | SIGNAGE                                      |          | \$3,059                 |
|                                   | <b>WASTEWATER TREATMENT PLANT (19) TOTAL</b> |          | <b>\$75,814</b>         |
| <b>22</b>                         | <b>INDUSTRIAL LANE SUBSTATION</b>            |          |                         |
|                                   | FENCING, 8 FT CLF W/ 3-BARB                  |          | \$7,975                 |
|                                   | SECURITY GATE                                |          | \$1,966                 |
|                                   | YARD STORAGE                                 |          | \$17,042                |
|                                   | <b>INDUSTRIAL LANE SUBSTATION (22) TOTAL</b> |          | <b>\$26,983</b>         |
| <b>23</b>                         | <b>UTILITIES ADMINISTRATION</b>              |          |                         |
|                                   | COMMUNICATION TOWER                          |          | \$15,840                |
|                                   | FLAGPOLE                                     |          | \$3,714                 |
|                                   | OUTDOOR LIGHTING                             |          | \$21,630                |
|                                   | SAFETY BOLLARD                               |          | \$655                   |
|                                   | SIGNAGE                                      |          | \$9,286                 |
|                                   | SOLAR ARRAY                                  |          | \$29,277                |
|                                   | TRANSFORMER                                  |          | \$24,579                |
|                                   | <b>UTILITIES ADMINISTRATION (23) TOTAL</b>   |          | <b>\$104,981</b>        |
| <b>27</b>                         | <b>Various</b>                               |          |                         |
|                                   | PITO - Utility Poles                         |          | \$191,173               |
|                                   | <b>Various (27) TOTAL</b>                    |          | <b>\$191,173</b>        |
| <b>28</b>                         | <b>REGIONAL TRAILHEAD</b>                    |          |                         |
|                                   | MONUMENT                                     |          | \$13,109                |
|                                   | OUTDOOR LIGHTING                             |          | \$11,798                |
|                                   | PICNIC TABLE                                 |          | \$2,185                 |
|                                   | SIGNAGE                                      |          | \$5,244                 |
|                                   | TRASH RECEPTACLE                             |          | \$1,748                 |
|                                   | <b>REGIONAL TRAILHEAD (28) TOTAL</b>         |          | <b>\$34,083</b>         |
| <b>PROPERTY IN THE OPEN TOTAL</b> |  |          | <b>\$1,939,368</b>      |

# CONTRACTOR'S EQUIPMENT

## MUNICIPAL PROPERTY INSURANCE COMPANY

| Description  | RCN Subject |
|--|-------------|
| 1 BOBCAT 48" PALLET FORKS. SN:N/A  | \$520       |
| 1 BOBCAT 5595 SKID-STEER LOADER, SN: B3NLI3327                                       | \$42,588    |
| 1 BOBCAT 68" ANGE BROOM. SN: 231327588   | \$3,600     |
| 1 BOBCAT 74" BUCKET. SN: N/A   | \$780       |
| 1988 JD Backhoe 210  | \$16,300    |
| 1988 Miller Roghneck2E Portable Arc Welder & Generator                               | \$1,516     |
| 1993 Case Trencher   | \$10,000    |
| 1994 John Deere 770286Wheel Tractor 2555   | \$35,696    |
| 1995 Pole Utility Trailer #4GBF16245S1000358   | \$1,625     |
| 2000 Bigo Car Hauler Trailer #1B9BX1620YP358017                                      | \$4,000     |
| 2000 Wacker RD11A HydrostaticVibratory Roller  | \$6,539     |
| 2001 John Deere 310SGWheel Loader Backhoe  | \$119,898   |
| 2003 IH Vactor Truck 2020 HV (stated value)  | \$167,000   |
| 2004 Karavan Utility Trailer #4KTUS2022XF023919                                      | \$2,195     |
| 2005 Universal 12-43L12' Pusher Plow (Truck 5)                                       | \$4,326     |
| 2006 ELGIN PELICAN STREET SWEEPER  | \$170,097   |
| 2007 Graco 3900Line Lazwer   | \$1,811     |
| 2008 Bandit 200C81Wood Chipper 200XP   | \$41,842    |
| 2008 John Deere 4x2 TXGator  | \$6,254     |
| 2008 Stihl TS400Cut Off Saw  | \$900       |
| 2009 EJ Metals ATV Trailer #11VTL2621A1027044  | \$7,400     |
| 2009 Mac Lander Trailer #4UVPF182891009123   | \$3,580     |
| 2009 Polaris Ranger 700 EFI4x4   | \$10,895    |
| 2009 Sweenson SAD-6ssBH1240Tailgate Sander (Truck 1)                                 | \$8,795     |
| 2009 Universal BH124012' Plow (Truck 1)  | \$4,432     |
| 2011 Boss Super Duty9' Snow Plow (Truck 6)   | \$3,521     |
| 2011 John Deere 4x2 TXGator  | \$7,042     |
| 2011 Land Pride 6293Flail Mower  | \$3,775     |
| 2012 Deere Wheel Loader 544K   | \$132,500   |
| 2013 Berti 101730Flail Mower   | \$7,543     |
| 2013 John Deere X750Tractor 101713 & Hard Cab X700 #101711 & 60 HC Deck X700 #101714 | \$14,773    |
| 2013 John Deere X750Tractor 101722 & 60 HC Deck X700101723                           | \$11,201    |
| 2013 Polaris Ranger 900 XP 4x4   | \$12,000    |
| 2015 John Deere X758Tractor with 60" Mower Deck                                      | \$14,000    |
| 2016 Tailgate Spreader   | \$3,000     |
| 2017 Hot Pressure Washer (Beaver)  | \$7,000     |
| 2017 John Deere JDX48546" Snowthrower for X485                                       | \$2,036     |
| 2017 Kage Pusher Plow  | \$6,000     |
| 2017 Miller Matic Mig Welder (250)   | \$2,800     |
| 2017 Scag SCZ61VCheetah w/ROPS 61" Deck 34 HP Kohler Engine w Collection System      | \$12,575    |
| 2017 Scag SCZ72V-34CV-EFICheetah Zereturn Mower                                      | \$10,500    |
| 2017 Yale Shop Post Crane  | \$3,000     |
| 2018 Monroe MP41-R12-CT-10GAFull Moldboard Trip Reversible Plow (Truck 5)            | \$4,462     |
| 2018 Monroe UPMS-966-RFDDAUSSTRReverse Flight Under-Tailgate Spreader (Truck 5)      | \$3,420     |
| 2020 Monroe 1725Full Moldboard Trip Reversible Plow (Truck 2)                        | \$3,057     |
| 2020 Monroe S30Reverse Flight Under-Tailgate Spreader (Truck 2)                      | \$2,515     |
| 3 Point Sprayer  | \$2,333     |
| Air Compressor Bld 1 Quincy 325  | \$2,900     |
| Air Compressor Bld 3 Quincy 325  | \$2,900     |
| Cement Mixer (Harbor Freight)  | \$2,333     |
| Leaf Collection System SCAG/JD/AG FAB  | \$2,333     |

# CONTRACTOR'S EQUIPMENT MUNICIPAL PROPERTY INSURANCE COMPANY

| Description                                       | RCN Subject      |
|---|------------------|
| Stihl Chain Saw MS261                             | \$250            |
| Stihl Chain Saw MS461                             | \$250            |
| Stihl Power Pruner 133                            | \$500            |
| unk Allied 8700CHo Pac Compactor                  | \$5,300          |
| unk Allied AS370Hydraulic Breaker (Hammer)        | \$13,000         |
| unk Atlas Copco XAS90-185CFMAir Compressor        | \$18,500         |
| unk Mueller 3W.2002.1Portable Pump                | \$4,600          |
| unk Onan unkPortable Generator Set                | \$8,000          |
| 2019 JD 1025R Tractor w/ Cab, Front Hitch & Broom | \$21,060         |
| <b>CONTRACTOR'S EQUIPMENT TOTAL</b>               | <b>\$709,620</b> |

## MUNICIPAL PROPERTY INSURANCE COMPANY Endorsement Change Form

This endorsement modifies insurance provided under:

### MUNICIPAL PROPERTY INSURANCE COMPANY POLICY MPIC-001.

In consideration for the reduction of insured values reflected below, and the according premiums, the insurer will not provide any coverage, under any part of this policy for damage or loss to the primary building walls, structural foundations or subgrade construction at any of the sites listed below. This coverage restriction applies only to the specifically listed sites and buildings, and does not affect coverage for process equipment as listed in the schedule below, or at any other site or building listed in the statement of values.

| Site  | Building | Building                        | Address              | Process Equipment | Structure/Foundation Value | Excluded Amount |
|-------|----------|---------------------------------|----------------------|-------------------|----------------------------|-----------------|
| 025   | 003      | Final Clarifier 1               | 401 Hendricks Street | \$141,960         | \$385,528                  | (\$385,528)     |
| 025   | 004      | Final Clarifier 2               | 401 Hendricks Street | \$141,960         | \$385,528                  | (\$385,528)     |
| 025   | 005      | Sludge Storage Tank             | 401 Hendricks Street | \$303,888         | \$1,585,064                | (\$1,585,064)   |
| 025   | ADD01    | Aeration Basin                  | 401 Hendricks Street | \$716,352         | \$3,312,504                | (\$3,312,504)   |
| 025   | ADD02    | Secondary Influent Pump Station | 401 Hendricks Street | \$146,120         | \$277,056                  | (\$277,056)     |
| 025   | ADD03    | RAS/WAS Pump Station            | 401 Hendricks Street | \$168,168         | \$328,120                  | (\$328,120)     |
| 025   | ADD04    | Chlorine Contact/UV Basin       | 401 Hendricks Street | \$192,920         | \$274,352                  | (\$274,352)     |
| 027   | 001      | PITO – Lift Station             | West Madison Street  | \$60,424          | \$115,440                  | (\$115,440)     |
| 031   | 001      | Streeter Lane Lift Station      | Streeter Lane        | \$39,520          | \$140,088                  | (\$140,088)     |
| 032   | 001      | Lexington Way Lift Station      | Lexington Way        | \$81,432          | \$147,160                  | (\$147,368)     |
| 033   | 001      | Fireman's Park Lift Station     | 760 McKay Way        | \$34,424          | \$98,696                   | (\$98,696)      |
| ADD01 | ADD01    | Deyoung Lift Station            |                      | \$48,464          | \$129,792                  | (\$129,792)     |
|       |          |                                 |                      |                   | Total Exclusions           | \$ (7,541,166)  |

|               |         |   |
|---------------|---------|---|
| MPIC-004      | 06-2016 | Statement of Values   |
| MPIC-004 CE   | 06-2016 | Contractor's Equipment  |
| MPIC-004 PITO | 06-2016 | Property in the Open  |
| MPIC-006      | 04-2019 | Joint Loss Agreement Endorsement                                |
| MPIC-007      | 04-2019 | Loss Payable Endorsement  |
| MPIC-008      | 04-2019 | Cap Of Losses From Certified Acts Of Terrorism                  |
| MPIC-205      | 10-2020 | Pedestrian Bridge Coverage Endorsement                          |
| MPIC-300      | 01-2020 | Contractors Equipment New Replacement Cost Coverage Endorsement |
| MPIC-506      | 06-2016 | Coverage of Computer-Related Losses Endorsement                 |
| MPIC-507      | 01-2017 | Equipment Breakdown Protection Coverage Endorsement             |
| MPIC-507A     | 01-2017 | Power Generation Quote  |
| MPIC-510      | 01-2019 | Tax Lien Property Coverage                                      |
| MPIC-511      | 04-2019 | Leased Property Coverage  |

Item V. Loss Payees:

**Loss Payee**

Dairyland Leasing, LLC. Leasing  
 Division  
 W1115 Bristol Road  
 Columbus WI 53925

**Item:** Contractor's Equipment

Item VI. Variable Coverage Schedules:

| Bridges                              |         |
|--------------------------------------|---------|
| FIREMANS'S PARK - BRIDGE, PEDESTRIAN | 426,807 |
|                                      | 426,807 |